

REV	ECN NO.	DESCRIPTION	DATE
A		REDRAWN	APR. 29' 03
B		MODIFY OUTER	JUN. 11' 03

### Electrical Characteristics

\*Contact Resistance: 20mΩ max. at DC 100mA.

\*Insulator Resistance: 5000MΩ min. at DC 500V.

\*Current Rating: 1 AMP.

\*Operating Temperature: -55°C ~ +105°C.

### Material

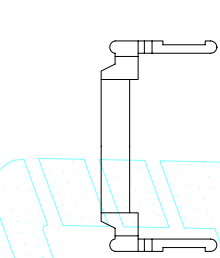
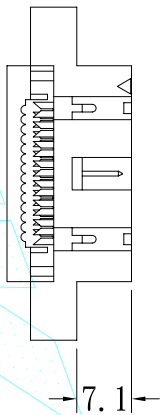
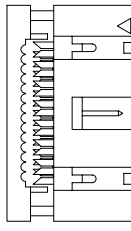
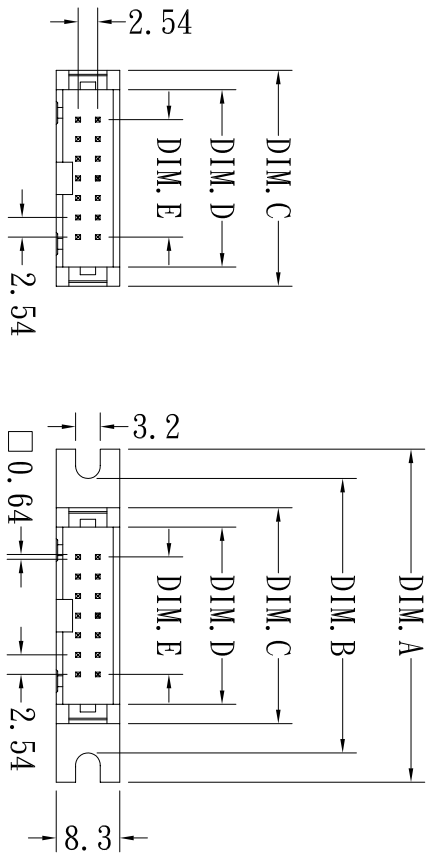
\*Housing: PBT & 30% Glass filled(UL 94V-0).

\*Contact: Brass.

\*Plating: selective gold plated:

gold plated on mating area and

nickel plated on wire cutting area.



### STRAIN RELIEF (S/R)

WITHOUT MOUNTING EARS

WITH MOUNTING EARS

### Ordering Information

SP \*\* T A 1  
 Series No. of Selective A: With S/R 1: With Ears  
 pin count gold plated B: Without S/R 2: Without Ears

64	106.80	96.52	91.46	86.43	78.74
60	101.38	91.44	86.44	81.34	73.66
50	88.82	78.74	73.72	68.70	60.96
40	76.14	66.04	60.96	56.06	48.26
34	68.40	58.42	53.28	48.30	40.64
30	63.34	53.34	48.44	43.40	35.56
26	58.26	48.26	43.06	38.20	30.48
20	50.70	40.64	35.70	30.56	22.86
16	45.70	35.56	30.64	25.55	17.76
14	43.08	33.02	28.10	22.93	15.24
10	38.00	27.94	22.98	17.93	10.16
Position	A	B	C	D	E

TOLERANCE UNLESS OTHERWISE SPECIFIED



GOLD-TEK ELECTRIC CO., LTD.

LINEAR	ANGLE	UNITS	SCALE
X. ±	X° ±	MM	
.XX ±	.X° ±	MM	
.XXX ±	.XX° ±	MM	
.XXX ±	.XXX° ±	MM	

PROJECTION

TITLE

PART NO. SP\*\*T\*\*

UNITS

SCALE

I.D.C PLUG  
PTCH: 2.54MM

CAD NO. F: \Drw\PH\PH-0175

SIZE

A4

CPART NO.

SHEET 1 OF 1

DRAW

Z.

JUN. 11. 2003

圖面編號:GTKSD0271-B(1)