

RML-23 Series



Special features



Adjustable Angle



High-performance COB light source



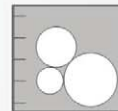
Various light colors



Excellent thermal dissipation



Different light distributions



Various sizes

Applications

- Convention Center
- Hotels
- Boutiques
- Bussiness Center
- Museums
- Home
- Offices
- Hospitals
- Leisure Space. Etc



Part number system

RML-23 - A R 06 30 W - 15D
X1 X2 X3 X4 X5 X6 X7

X1=Series
X2=Type
X3= Shape
R=Round
S=Square

X4=Rated power
03= 3 Watts
06= 6 Watts
12= 12 Watts
22= 22 Watts

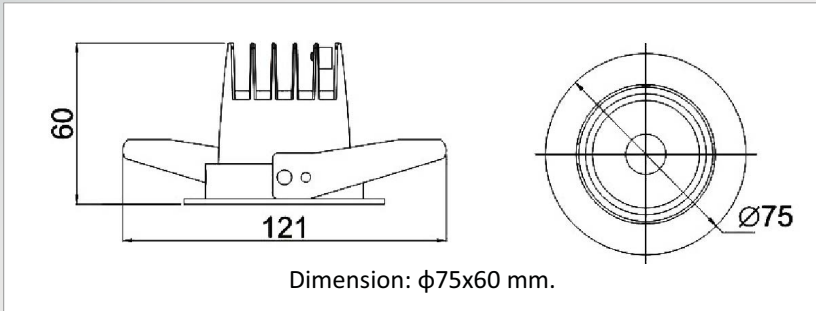
X5=Color temperature
30=3000 K
40=4000 K
57=5700 K

X7=View angle
15D= 15 °
24D= 24 °
35D= 35 °

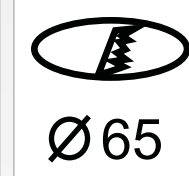
X6=Shell color
W=White

RML-23 Series

Dimensions



Cut-Out: φ65 mm.



Specifications


Specifications RML-23 (6W)

Rated power	6 W
Current	600 mA/10 Vdc
Light source	Edison 0705
Optical system	φ43 Len

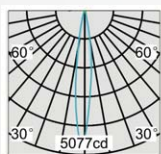
Illuminance for different color

Product Part Number	Beam Angle	Color	Color Temperature	Luminous Flux
RML23-AR0630W-15D	15 °	Warm White	3000 K	443 Lm
RML23-AR0640W-15D		Neutral White	4000 K	461 Lm
RML23-AR0657W-15D		Daylight	5700 K	468 Lm
RML23-AR0630W-24D	24 °	Warm White	3000 K	441 Lm
RML23-AR0640W-24D		Neutral White	4000 K	459 Lm
RML23-AR0657W-24D		Daylight	5700 K	465 Lm
RML23-AR0630W-35D	35 °	Warm White	3000 K	438 Lm
RML23-AR0640W-35D		Neutral White	4000 K	455 Lm
RML23-AR0657W-35D		Daylight	5700 K	462 Lm

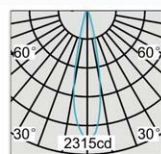
Light distribution curve



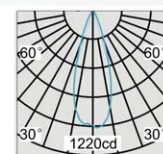
COB 3000K



EDISON COB 6W 443.76lm



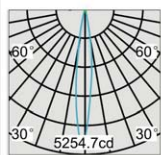
EDISON COB 6W 441.66lm



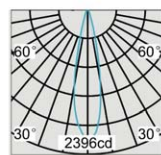
EDISON COB 6W 438.0lm



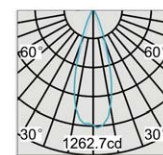
COB 4000K



EDISON COB 6W 461.63lm



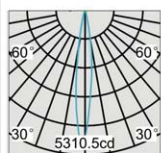
EDISON COB 6W 459.3lm



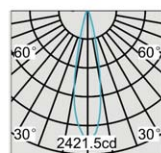
EDISON COB 6W 455.52lm



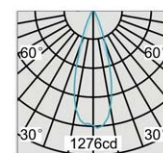
COB 5700K



EDISON COB 6W 468.2lm



EDISON COB 6W 465.95lm



EDISON COB 6W 462.1lm