

RML-21 Series



Product features



Pedestal: Using national standard 12 # environmental aluminum, whole die-casting. More durable, environmental, strength and ductile than ordinary aluminum.

Clips: it is made of the superior stainless steel, with strong elasticity, accurate bending angle and corrosion resistance, which is not easy to damage and is high in use security.



Diffuser plate: PS material from Japan Mitsubishi is used. The 1.5mm ultrathin diffuser plate has a light transmittance of up to 92%, and its even and gentle light diffusion can effectively reduce fatigue and create the healthy light environment.



Reflective sheeting (side and front): the Hp LCD TV backlight reflective sheeting has superstrong light reflection, with thickness of 0.25mm-0.5mm.
Aluminum substrate: high-conductivity aluminum is used to accelerate heat dissipation.



LED driver: Low voltage, constant current driver. Using import PC material, Dust-proof, crush resistance, and high temperature resistance. Working environment temperature from - 20 °C to 85 °C.




Power line: silica gel is used externally, and it has the joint lock ring design which is easy for installation and disassembly. Pure copper core line is used internally, which has a small resistance, with resistance to bend, flame retardancy, and resistance to high temperature and aging.

RML-21 Series

Applications

- Convention Center
- Hotels
- Boutiques
- Bussiness Center
- Museums
- Home
- Offices
- Hospitals
- Leisure Space. Etc



Part number system

RML-21 - $\frac{DL}{X1}$ $\frac{SQ}{X2}$ - $\frac{6W}{X3}$ - $\frac{30K}{X4}$

X1=Series

X2=Product type

DL=Down light

SPL=Surface-Mount Downlight

PL=Panel light

X3=Shape

R=Round type

SQ=Square type

X4=Rate Power

6W=6 Watts

12W=12 Watts

18W=18 Watts

24W=24 Watts

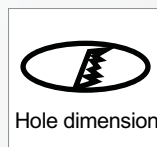
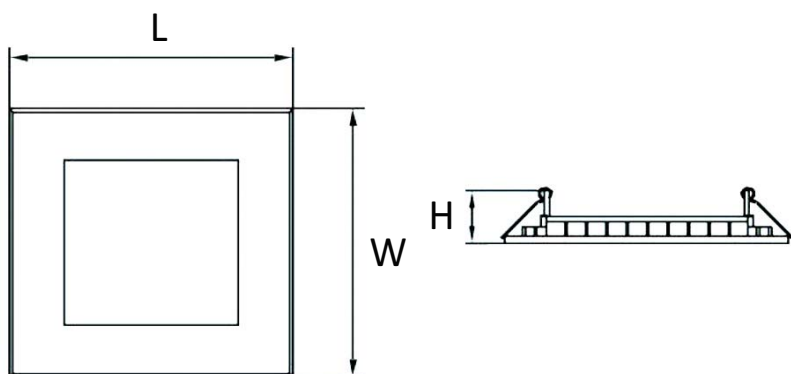
X5=Color temperature

30K=3000K

40K=4000K

65K=6500K

Dimensions



RML-21 Series

Specifications

Power factor:	≥0.9
Power-Supply Efficiency:	≥88%
Color rendering index:	RA≥75
Using Temperature:	-20°C - 50°C
View angle :	120 °

Rated Power	Part No.	Luminous Flux	Color of light	Color temperature	Current	Dimensions (WxLxH)	Hole dimension	size
6W	RML-21-DLSQ-6W-30K	500-550 Lm	Warm White	3000 K	300 mA/ 12-25 Vdc	90x90x33 mm.	75x75 mm.	2.5x2.5 inch
	RML-21-DLSQ-6W-40K		Neutral White	4000 K				
	RML-21-DLSQ-6W-65K		Daylight	6500 K				
12W	RML-21-DLSQ-12W-30K	1100-1250 Lm	Warm White	3000 K	300 mA/ 22-45 Vdc	120x120x33 mm.	106x106 mm.	4x4 inch
	RML-21-DLSQ-12W-40K		Neutral White	4000 K				
	RML-21-DLSQ-12W-65K		Daylight	6500 K				
18W	RML-21-DLSQ-18W-30K	1600-1750 Lm	Warm White	3000 K	300 mA/ 45-55 Vdc	172x172x33 mm.	158x158 mm.	6x6 inch
	RML-21-DLSQ-18W-40K		Neutral White	4000 K				
	RML-21-DLSQ-18W-65K		Daylight	6500 K				
24W	RML-21-DLSQ-24W-30K	2200-2400 Lm	Warm White	3000 K	600 mA/ 35-45 Vdc	225x225x33 mm.	208x208 mm.	8x8 inch
	RML-21-DLSQ-24W-40K		Neutral White	4000 K				
	RML-21-DLSQ-24W-65K		Daylight	6500 K				