


# RML-20 Series



## Product features



Die-casting face ring, Using national standard 12 # environmental aluminum, whole die-casting. More durable, environmental, strength and ductile than ordinary aluminum.



Rear cover: the rear cover is made of 0.8mm-thick iron, with two spraying processes of matte white and fine sand white; the spraying is uniform and the overall texture is exceptional.

Sponge cushion: PU soft polymer rubber is used; it is sealed for placing, with good elastic memory, resistance to high temperature, fireproofing and flame retardancy, which can effectively fix the optical elements inside the lamp.



Diffuser plate: PS material from Japan Mitsubishi is used. The 1.5mm ultrathin diffuser plate has a light transmittance of up to 92%, and its even and gentle light diffusion can effectively reduce fatigue and create the healthy light environment.

Eight guider.using Mitsubishi material,thickness 4mm,with high precision laser dot,Make the light even and comfortable, no dark space, can effectively protect the eyes.

Reflective sheeting: the Hp LCD TV backlight reflective sheeting has superstrong light reflection, with thickness of 0.25mm-0.5mm.



Driver: low-voltage constant-current intelligent IC driver is used, which is of integrated design and made of the imported PC material, with dust prevention, compression resistance and high temperature resistance. Ambient temperature for working: -20°C-85°C



Circuit board: it is made of pure copper, with exquisite process while without cold solder, which is resistant to high temperature and has a ultra long life.



Power line: silica gel is used externally, and it has the joint lock ring design which is easy for installation and disassembly. Pure copper core line is used internally, which has a small resistance, with resistance to bend, flame retardancy, and resistance to high temperature and aging.  
Hanging board: 0.8mm-thick iron is used to punch and bend it to take shape, with excellent strength.

# RML-20 Series

## Applications

- Convention Center
- Hotels
- Boutiques
- Bussiness Center
- Museums
- Home
- Offices
- Hospitals
- Leisure Space. Etc



## Part number system

RML-20 - SPL R - 30W - 30K  
X1 X2 X3 X4 X5

### X1=Series

### X2=Product type

DL=Down light  
SPL=Surface-Mount Downlight  
PL=Panel light

### X3=Shape

R=Round type  
SQ=Square type

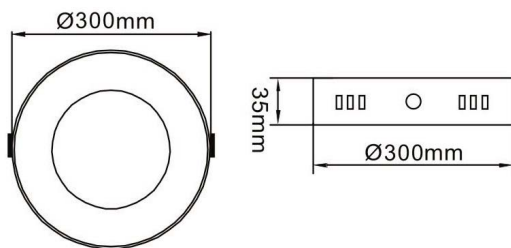
### X4=Rate Power

6W=6 Watts  
12W=12 Watts  
18W=18Watts  
24W=24 Watts  
30W=30 Watts

### X5=Color temperature

30K=3000K  
40K=4000K  
65K=6500K

## Dimensions



Dimensions:  $\phi 300 \times 35$  mm.

## Specifications

### Specifications RML-20 ROUND(30W)

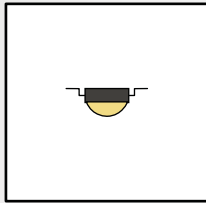
Rated power	30 W
Power factor	$\geq 0.9$
LED Qty.	150 pcs
Power-Supply Efficiency	$\geq 88\%$
Color rendering index	$RA \geq 75$
Current	650 mA/35-55 Vdc
Using Temperature	-20°C - 50°C

# RML-20 Series

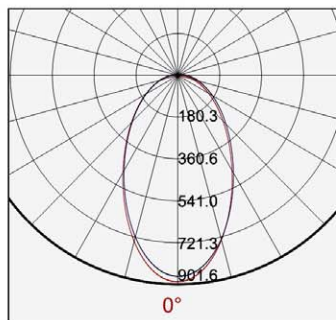
## Illuminance for different color

Product Part Number	Beam Angle	Color	Color Temperature	Luminous Flux
RML-20-SPLR-30W-30K	120 °	Warm White	3000 K	2580 Lm
RML-20-SPLR-30W-40K		Neutral White	4000 K	
RML-20-SPLR-30W-60K		Daylight	6500 K	

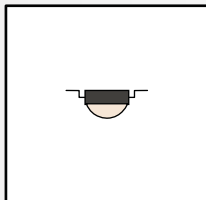
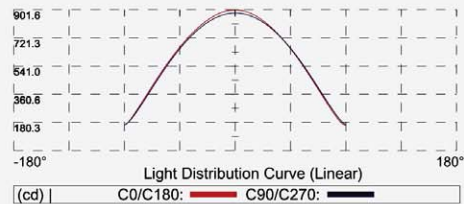
## Light distribution curve



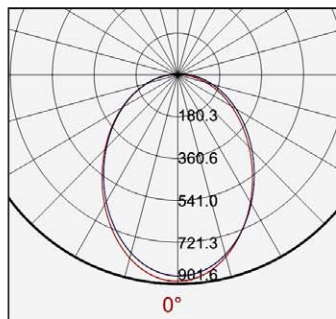
LED  
Warm White  
3000 K



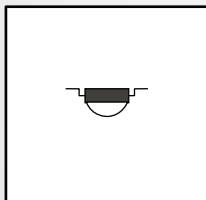
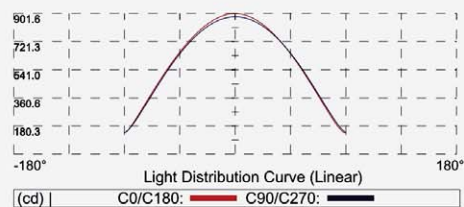
Light Distribution Curve  
30W 2580lm



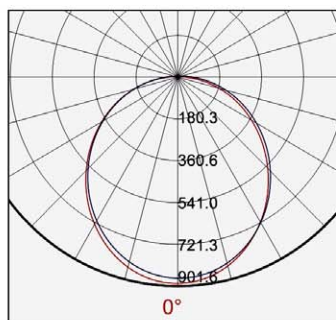
LED  
Neutral White  
4000 K



Light Distribution Curve  
30W 2580lm



LED  
White  
6500 K



Light Distribution Curve  
30W 2580lm

