

RML-13 Series



Product features




Rear cover: GB 12# environmental-friendly aluminum is adopted and is overall die-cast to take shape. This kind of aluminum is more environmental-friendly and durable, and has more strength and malleability than those of normal aluminum material. The arc design of the back can accelerate air convection and greatly enhance heat dissipation effect.



Diffuser plate: PS material from Japan Mitsubishi is used. The 1.5mm ultrathin diffuser plate has a light transmittance of up to 92%, and its even and gentle light diffusion can effectively reduce fatigue and create the healthy light environment.


Light guider: using Mitsubishi material, thickness 4mm, with high precision laser dot, Make the light even and comfortable, no dark space, can effectively protect the eyes.

Reflective sheeting: the Hp LCD TV backlight reflective sheeting has superstrong light reflection, with thickness of 0.25mm-0.5mm.



Rear cover: the rear cover is made of 0.8mm-thick iron, with two spraying processes of matte white and fine sand white; the spraying is uniform and the overall texture is exceptional.

Sponge cushion: PU soft polymer rubber is used; it is sealed for placing, with good elastic memory, resistance to high temperature, fireproofing and flame retardancy, which can effectively fix the optical elements inside the lamp.



Hanging board: 0.8mm-thick iron is used to punch and bend it to take shape, with excellent strength.

Driver: low-voltage constant-current intelligent IC driver is used, which is of integrated design and made of the imported PC material, with dust prevention, compression resistance and high temperature resistance.

Ambient temperature for working: -20°C-85°C



Circuit board: it is made of pure copper, with exquisite process while without cold solder, which is resistant to high temperature and has a ultra long life.




Power line: silica gel is used externally, and it has the joint lock ring design which is easy for installation and disassembly. Pure copper core line is used internally, which has a small resistance, with resistance to bend, flame retardancy, and resistance to high temperature and aging.

RML-13 Series

Applications

- Convention Center
- Hotels
- Boutiques
- Bussiness Center
- Museums
- Home
- Offices
- Hospitals
- Leisure Space. Etc



Part number system

RML-13 - SPL R - 16W - 30K
X1 X2 X3 X4 X5

X1=Series
X2=Product type

DL=Down light
SPL=Surface-Mount Downlight
PL=Panel light

X3=Shape

R=Round type
SQ=Square type

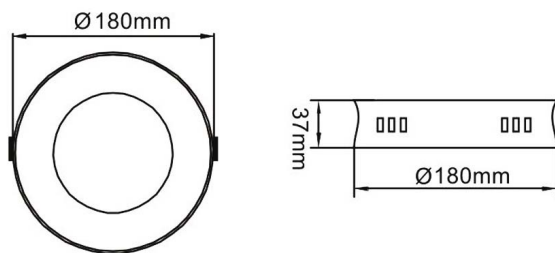
X4=Rate Power

5W=5 Watts
8W=8 Watts
16W=16 Watts
22W=22 Watts
30W=30 Watts

X5=Color temperature

30K=3000K
40K=4000K
65K=6500K

Dimensions



Dimensions: $\phi 180 \times 37$ mm.

Specifications

Specifications RML-13 (16W)

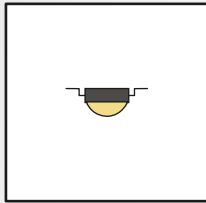
Rated power	16 W
Power factor	≥ 0.9
LED Qty.	80 pcs.
Power-Supply Efficiency	$\geq 88\%$
Color rendering index	$RA \geq 75$
Current	300mA/40-60 Vdc
Using Temperature	-20°C - 50°C

RML-13 Series

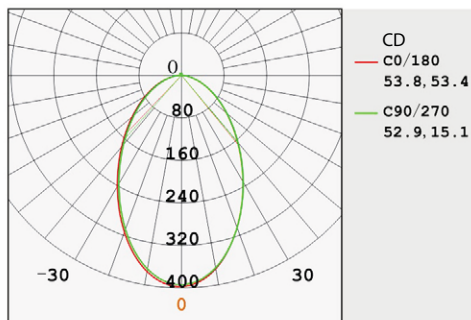
Illuminance for different color

Product Part Number	Beam Angle	Color	Color Temperature	Luminous Flux
RML-13-SPLR-16W-30K	120 °	Warm White	3000 K	1350-1450 Lm
RML-13-SPLR-16W-40K		Neutral White	4000 K	
RML-13-SPLR-16W-65K		Daylight	6500 K	

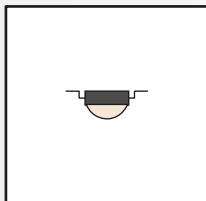
Light distribution curve



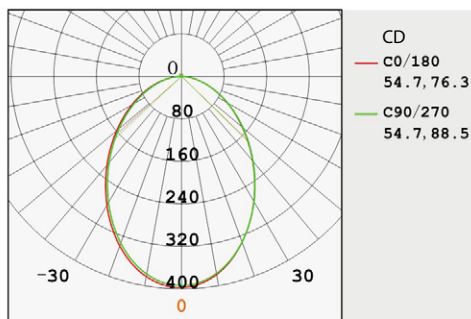
LED
Warm White
3000 K



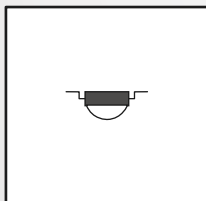
Light Distribution Curve
16W 1350-1450lm



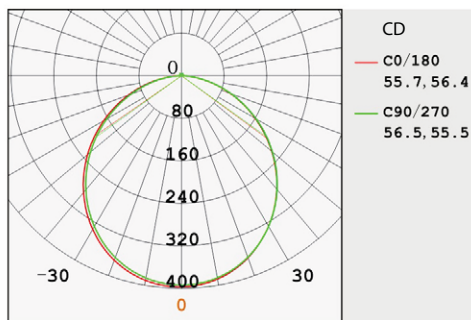
LED
Neutral White
4000 K



Light Distribution Curve
16W 1350-1450lm



LED
White
6500 K



Light Distribution Curve
16W 1350-1450lm