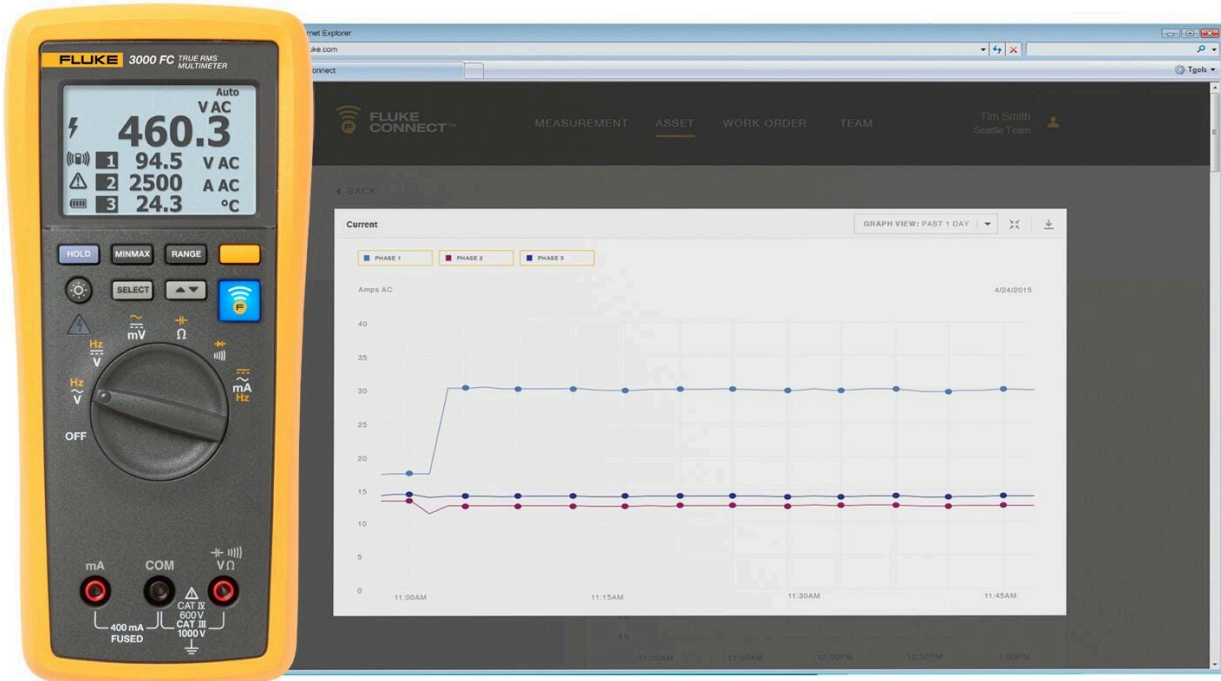


TECHNICAL DATA

Fluke 3000 FC Series Wireless Multimeter



Key features

- Full featured multimeter that also reads results wirelessly from remote Fluke Connect® wireless modules
- Measures AC and DC voltage to 1000 V, AC and DC current, and temperature
- Shows up to four readings simultaneously on a bright white backlit display
- Sends measurement data to your smartphone
- Safety rated CAT III 1000 V, Cat IV 600 V; IP54

Product overview: Fluke 3000 FC Series Wireless Multimeter

The Fluke 3000 FC with Fluke Connect provides all the facts right in the field.

With its precision, reliability, and ease of use, the Fluke 3000 FC Wireless Multimeter has all the essential electrical and electronic troubleshooting features professional technicians need. It gives you true-RMS voltage and current measurements, 6000-count resolution, manual and automatic ranging, plus a frequency, capacitance, resistance, continuity and diode measurements.

Reduces arc flash risk

Independently tested for safe use in CAT IV 600V/CAT III 1000 V environments, the Fluke 3000 FC DMM and Fluke Connect wireless modules put tools, not your body, near live electrical panels. Just de-energize the cabinet; open the panel while wearing PPE; and connect the remote modules—voltage modules, current clamps, flexible current loops or thermometers. Then read the results on the 3000 FC from a safe distance up to away. You can view the meter

measurement, plus readings from up to three wireless modules all on the same screen. And by separating yourself from hazardous measurement situations you'll reduce the risk of arc flash.

Gives the full picture in real time.

With Fluke Connect-enabled tools you can connect multiple remote modules in different parts of the system and view the interaction between remote test points on a single screen, in real time. Create and email reports right from the field, or download the data to a PC for further analysis. The Fluke 3000 FC connects to your smartphone through Bluetooth so you can send measurement data from the meter to your phone and share it with your team anytime, from anywhere.

Other useful capabilities:

- Record measurements over time and monitor changes live on your phone.
- Share the results using Fluke Cloud™ storage and ShareLive™ video call.
- Provides True-RMS voltage and current measurements with 6000-count resolution
- Share results with remote team members instantly with ShareLive™ video call
- Includes continuity, resistance, diode test, capacitance, and frequency tests, plus MIN/MAX recording
- Provides 0.09% basic accuracy
- Works with a standard amp clamp or with a flexible iFlex clamp
- Shows meter measurement and readings from up to three modules simultaneously
- Allows mixing and matching modules to meet your specific measurement needs
- Current, voltage and temperature modules are available separately or in Fluke Connect kits
- Runs on three AA Alkaline batteries, providing 250 hours minimum battery life
- Comes with three-year standard warranty



Fluke 115 Field Technicians Digital Multimeter		Fluke 87V Industrial Multimeter		Fluke 3000 FC Series Wireless Multimeter		Fluke 1587 FC Insulation Multimeter		Fluke 279 FC True-rms Thermal Multimeter	
CAT rating	CAT III 600 V	CAT rating	CAT III 1000 V CAT IV 600 V	CAT rating	CAT III 1000 V CAT IV 600 V	CAT rating	CAT III 1000 V CAT IV 600 V	CAT rating	CAT III 1000 V CAT IV 600 V
True-rms readings	✓	True-rms readings	✓	True-rms readings	✓	True-rms readings	✓	True-rms readings	✓
Voltage AC/DC	600 V	Voltage AC/DC	1000 V	Voltage AC/DC	1000 V	Voltage AC/DC	1000 V	Voltage AC/DC	1000 V
Current AC/DC	10 A	Current AC/DC	10 A	Current AC/DC	400 mA	Current AC/DC	400 mA	Current AC/DC	2500 A AC (with iFlex)
Resistance	40 MΩ	Resistance	50 MΩ	Resistance	50 MΩ	Resistance	50 MΩ	Resistance	50 MΩ
Capacitance	10,000 µF	Capacitance	10,000 µF	Capacitance	10,000 µF	Capacitance	10,000 µF	Capacitance	10,000 µF
Temperature	-	Temperature	-200.0 °C to 1090 °C	Temperature	with t3000 FC	Temperature	-40 °C to 537 °C	Temperature	Infrared camera -10 °C to 200 °C
Infrared camera	-	Infrared camera	-	Infrared camera	-	Infrared camera	-	Infrared camera	✓
Additional measurement capabilities	Continuity/diode test	Additional measurement capabilities	Frequency, continuity/diode test, motor drive (VFD) measurement, duty cycle, microamps, analog bar graph, relative reference	Additional measurement capabilities	Frequency, continuity/diode test. Able to connect to three 3000 FC modules.	Additional measurement capabilities	Frequency, Pi/DAR, timed ratio tests, continuity/diode test, motor drive (VFD) measurement, microamps, relative reference	Additional measurement capabilities	Frequency, continuity/diode test, motor drive (VFD) measurement

Specifications: Fluke 3000 FC Series Wireless Multimeter

AC Voltage

Range ¹ / resolution		600.0 mV / 0.1 mV 6.000 V / 0.001 V 60.00 V / 0.01 V 600.0 V / 0.1 V 1000 V / 1 V
Accuracy ^{2 3 4}	45 Hz to 500 Hz	1.0% + 3
	500 Hz to 1 kHz	2.0% + 3

1. AC voltage ranges are specified from 1% of range to 100% of range.
2. Crest factor of ≤ 3 at full scale up to 500 V, decreasing linearly to crest factor < 1.5 at 1000 V.
3. For non-sinusoidal waveforms, add \pm (2% of reading + 2% full scale) typical, for crest factor up to 3.
4. Do not exceed 107 V-Hz.






DC Voltage, Continuity, Resistance, Diode Test and Capacitance

mV	Range / resolution	600.0 mV / 0.1 mV
	Accuracy	0.09% + 2
V	Range / resolution	6.000 V / 0.001 V 60.00 V / 0.01 V 600.0 V / 0.1 V 1000 V / 1 V
	Accuracy	0.09% + 2 0.15% + 2
)))	Range / resolution	600 Ω / 1 Ω
	Accuracy	Meter beeps at $< 25 \Omega$, beeper detects opens or shorts of 250 μ s or longer.
Ω	Range / resolution	600.0 Ω / 0.1 Ω 6.000 k Ω / 0.001 k Ω 60.00 k Ω / 0.01 k Ω 600.0 k Ω / 0.1 k Ω 600.0 k Ω / 0.001 M Ω 50.00 M Ω / 0.01 M Ω
	Accuracy	0.5% + 2 0.5% + 1 1.5% + 3
Diode test	Range / resolution	2.000 V / 0.001 V
	Accuracy	1% + 2
μ F	Range / resolution	1000 nF / 1 nF 10.00 μ F / 0.01 μ F 100.0 μ F / 0.1 μ F 9999 μ F ¹ / 1 μ F
	Accuracy	1.2% + 2 10% typical

1. In the 9999 μ F range for measurements to 1000 μ F, the measurement accuracy is 1.2% + 2.

AC and DC Current

mA AC (45 Hz to 1 kHz)	Range¹ / resolution	60.00 mA / 0.01 mA 400.0 mA ³ / 0.1 mA
	Accuracy	1.5% + 3

mA DC ²	Range ¹ / resolution	60.00 mA / 0.01 mA 400.0 mA ³ / 0.1 mA
	Accuracy	0.5% + 3
1. All AC current ranges are specified from 5% of range to 100% of range. 2. Input burden voltage (typical): 400 mA input 2 mV/mA. 3. 400.0 mA accuracy specified up to 600 mA overload.		
Frequency		
Range / resolution	99.99 Hz / 0.01 Hz 999.9 Hz / 0.1 Hz 9.999 kHz / 0.001 kHz 99.99 kHz / 0.01 kHz	
Accuracy ¹	0.1% + 1	
1. Frequency is specified up to 99.99 kHz in volts and up to 10 kHz in amps.		
Input Characteristics		
	Overload protection	1100 V RMS
	Input impedance (nominal)	> 10 MΩ < 100 pF
	Common mode rejection ratio (1 kΩ unbalance)	> 120 dB at DC, 50 Hz or 60 Hz
	Normal mode rejection	> 60 dB at 50 Hz or 60 Hz
	Overload protection	1100 V RMS
	Input impedance (nominal)	> 10 MΩ < 100 pF
	Common mode rejection ratio (1 kΩ unbalance)	> 60 dB, DC to 60 Hz
	Normal mode rejection	> 60 dB at 50 Hz or 60 Hz
	Overload protection	1100 V RMS
	Input impedance (nominal)	> 10 MΩ < 100 pF
	Common mode rejection ratio (1 kΩ unbalance)	> 120 dB at DC, 50 Hz or 60 Hz
	Normal mode rejection	> 60 dB at 50 Hz or 60 Hz
Open Circuit Test Voltage		
	Overload protection	1100 V RMS
	Input impedance (nominal)	< 2.7 V DC
	Full scale voltage to 6 MΩ Full scale voltage 50 MΩ	< 0.7 V DC < 0.9 V DC
	Typical short circuit current	< 350 mA
	Overload protection	1100 V RMS
	Input impedance (nominal)	< 2.7 V DC
	Full scale voltage to 6 MΩ Full scale voltage 50 MΩ	2.000 V DC
	Typical short circuit current	< 1.1 mA

mA Function		
Overload protection	Fused, 44/100 A, 1000 V FAST Fuse	
Overload	600 mA overload for 2 minutes maximum, 10 minutes rest minimum	
MIN/MAX Recording Accuracy		
DC functions	± 12 counts for changes > 350 mS in duration.	
AC functions	± 40 counts for changes > 900 mS in duration.	
General Specifications		
Maximum voltage between any terminal and earth ground	1000 V DC or AC RMS	
Ω fuse protection from A inputs	0.44 A (44/100 A, 440 mA), 1000 V FAST Fuse, Fluke specified part only	
Display (LCD)	Update rate	4/sec
	Volts, amps, ohms	6000 counts
	Frequency	10,000 counts
Capacitance	1,000 counts	
Battery type	Three AA Alkaline batteries, NEDA 15A IEC LR6	
Battery life	250 hours minimum	
RF communications	2.4 GHZ ISM Band	
RF communication range	Open air, unobstructed	Up to 20m
	Obstructed, sheetrock wall	Up to 6.5m
Obstructed, concrete wall, or steel electrical enclosure	Up to 3.5m	
Temperature	Operating	-10°C to 50°C
	Storage	-40°C to 60°C
Temperature coefficient	0.1 X (specified accuracy) / °C (< 18°C or > 28°C)	
Relative humidity	0% to 90% (0°C to 35°C) 0% to 75% (35°C to 40°C) 0% to 45% (40°C to 50°C)	
Altitude	Operating	2,000 m
	Storage	12,000 m
Electromagnetic compatibility EMI, RFI, EMC, RF	EN 61326-1:2006, EN 61326-2-2:2006 ETSI EN 300 328 V1.7.1:2006, ETSI EN 300 489 V1.8.1:2008 FCC Part 15 Subpart C Sections 15.207, 15.209, 15.249 FCCID : FCC: T68-FDMMBLE IC: 6627A-FDMMBLE	
Safety compliance	ANSI / ISA 61010-1 / (82.02.01): 3rd edition CAN / CSA-C22.2 No 61010-1-12: 3rd edition UL 61010-1: 3rd edition IEC / EN 61010-1:2010	
Certifications	CSA, FCC, CE	
Ingress Protection (IP) rating	IP54	

Pollution Degree	2
Size (H x W x L)	4.75 x 9.3 x 20.7 cm (1.87 x 3.68 x 8.14 in)
Weight	340 g (12 oz)
Warranty	Three years
Not compatible with Fluke CNX test tools	

Ordering information



FLK-3000 FC

Fluke 3000 FC Series Wireless Multimeter

Includes:

- True-RMS Wireless Multimeter
- TL175 Test Leads
- AC175 Alligator Clips

Optional accessories	Description
Fluke pc3000 FC Wireless PC Adapter	The Fluke 3000 FC Wireless Test Tools are a team and the modules are team players. You connect any of the Fluke Connect® Modules to your test point and then view the results through Windows® software on your PC - up to 20 meters (65.6 feet) away.



Preventive maintenance simplified. Rework eliminated.

Save time and improve the reliability of your maintenance data by wirelessly syncing measurements using the Fluke Connect™ system.

- Eliminate data-entry errors by saving measurements directly from the tool and associating them with the work order, report or asset record.
- Maximize uptime and make confident maintenance decisions with data you can trust and trace.
- Access baseline, historical and current measurements by asset.
- Move away from clipboards, notebooks and multiple spreadsheets with a wireless one-step measurement transfer.
- Share your measurement data using ShareLive™ video calls and emails.

Find out more at flukeconnect.com



All trademarks are the property of their respective owners. WiFi or cellular service required to share data. Smartphone, wireless service and data plan not included with purchase. First 5 GB of storage is free. Phone support details can be viewed at fluke.com/phones.

Smart phone wireless service and data plan not included with purchase. Fluke Connect is not available in all countries.