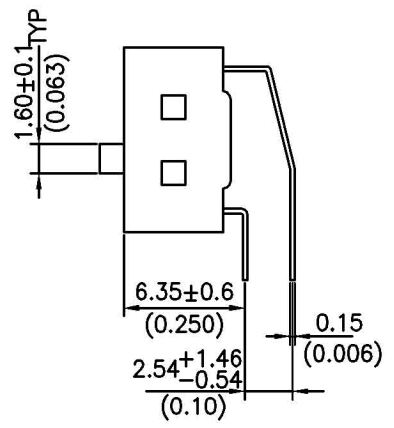
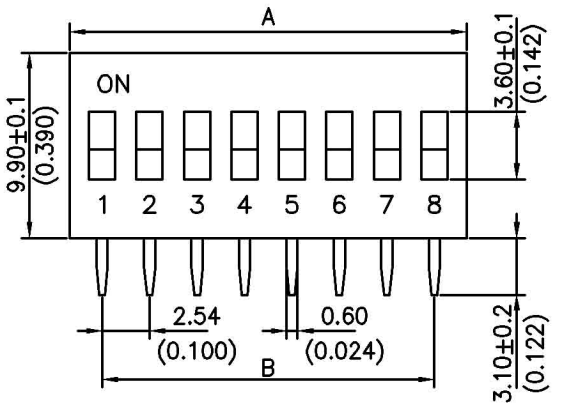
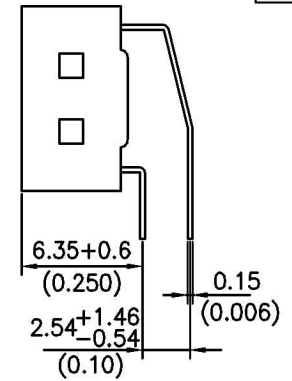


RoHS COMPLIANT

REV	ECN NO.	DESCRIPTION	DATE
1		Ref.	NOV.22'16

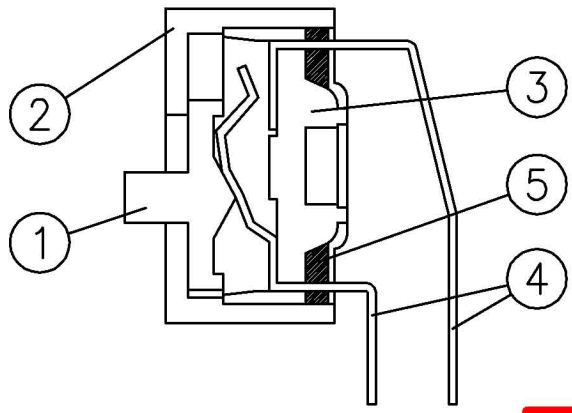
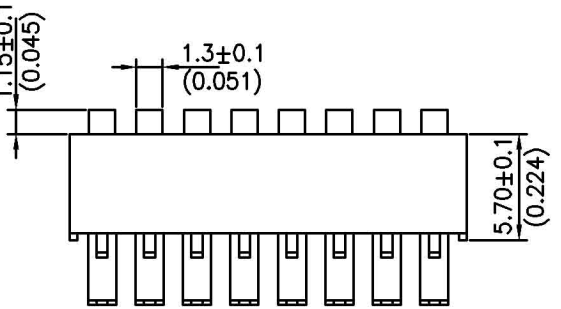


DSR SERIES



DSRR SERIES

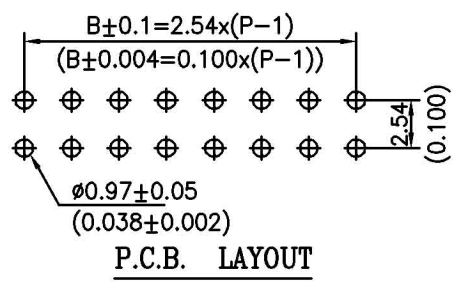
ITEM	DES	MATERIALS	TREATMENT
1	ACTUATOR	UL94V-0 PBT THERMOPLASTIC	WHITE
2	COVER	UL94V-0 PBT THERMOPLASTIC	BL = BLUE RD = RED BK = BLACK
3	BASE	UL94V-0 PBT THERMOPLASTIC	BLACK
4	TERMINAL	PHOSPHOR BRONZE	GOLD PLATING
5	POTTING	EXPOXY	BLACK



CONSTRUCTION

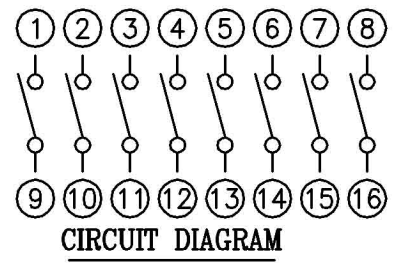
NO.OF POS	DIM.A	DIM.B
02	6.08(0.239)	2.54(0.100)
03	8.92(0.351)	5.08(0.200)
04	11.16(0.439)	7.62(0.300)
05	13.70(0.539)	10.16(0.400)
06	16.24(0.639)	12.70(0.500)
07	19.08(0.751)	15.24(0.600)
08	21.32(0.839)	17.78(0.700)
09	24.16(0.951)	20.32(0.800)
10	26.40(1.039)	22.86(0.900)
12	31.48(1.239)	27.94(1.100)

參考圖
REFERENCE



P.C.B. LAYOUT

- DSR $\frac{*}{a}$ $\frac{**}{b}$ $\frac{**}{c}$
- a. ACTUATOR TYPE:
BLANK = RAISED TYPE
R = RECESSED TYPE
- b. NO. OF POSITION:
02 ~ 12 = 2 ~ 12 POS.
- c. COLOR:
BL = BLUE
RD = RED
BK = BLACK



CIRCUIT DIAGRAM

TOLERANCE UNLESS OTHERWISE SPECIFIED		PROJECTION
LINEAR	ANGLE	UNITS
X. ± 0.50	X° ±	
.X ± 0.30	.X° ±	SCALE
.XX ± 0.20	.XX° ±	SIZE
.XXX±	.XXX° ±	A4
APPD		
CHKD		
DRAW	Z	NOV. 22'2016

GTK GOLD-TEK ELECTRIC CO., LTD.

TITLE: 2.54x2.54mm Dip Switch Right Angle Dip

PART NO. **DSR(R)**-****

CAD NO. SHEET 1 OF 1

CPART NO.

圖面編號: