


# Fused and non-fused HVAC disconnects



Fused disconnect

Non-fused disconnect

Non-fused disconnect with GFCI receptacle.

## Catalog symbol:

- B22\_\_

## Description:

Fused and non-fused pullout HVAC disconnects in NEMA 3R enclosures. Fused versions are available in 30 and 60 amp ratings with or without self-testing GFCI receptacles. Non-fused versions are available in 60 amp versions with or without self-testing GFCI receptacles.

## Specifications:

### Ratings

- Volts
  - 120 Vac single-phase
  - 240 Vac split-phase
- Amps 30 or 60 A

### Catalog numbers

- See table on page 2.

## Agency Information

- UL® Listed to UL 1429, cUL Certified, UL Guide WGEW

## Conductors - AWG

- 14-3 Cu/Al

## Enclosures

- Metallic NEMA 3R housing with weather resistant coating

## Dimensions

- See catalog numbers table

## Features and benefits

- A/C disconnects meet NEC® Code requirements under articles 440.14.
- Self-testing GFCI units meet NEC Code requirements under articles 210.63, 210.8, and 406.8(B)(1).
- NEMA 3R enclosures withstand outdoor environment.
- Padlockable with two-position pullout handle to lock safety shield when in the ON position. (Not available on GFCI or 60 A switched units.) For added safety, pullout handle can be stored in the compartment in the OFF position.

## Typical applications:

- Residential, light industrial/commercial A/C and heat pump service
- Spas/whirlpools, swimming pools, pump houses
- Suitable for service entrance equipment applications with field installed ground bar — order catalog number DPFG

## Catalog numbers

Cat. nos.	Description	Amp rating	Max Hp rating		Fuse class	Approximate dimensions (in)		
			120 V	240 V		Height	Width	Depth
Fused disconnects								
B221-30F	30 amp, pullout	30	1.5	3	H or R	8-3/4	5-3/8	2-7/8
B221-30FGFST	30 amp, pullout with GFCI	30	1.5	3	H or R	13	7-1/2	4-3/4
B221-30FGFWTST	30 amp, pullout with weather-resistant/tamper-resistant rated GFCI	30	1.5	3	H or R	13	7-1/2	4-3/4
B222-60F	60 amp, pullout	60	3	10	H or R	8-3/4	5-3/8	2-7/8
B222-60FGFST	60 amp, pullout with GFCI	60	3	10	H or R	13	7-1/2	4-3/4
B222-60FGFWTST	60 amp, pullout with weather-resistant/tamper-resistant rated GFCI	60	3	10	H or R	13	7-1/2	4-3/4
Non-fused disconnects								
B222-60NF	60 amp, pullout	60	3	10	*	8-3/4	5-3/8	2-7/8
B222-60NFGFST	60 amp, pullout with GFCI	60	3	10	*	11-3/4	6-1/2	4-1/2
B222-60NFGFWTST	60 amp, pullout with weather-resistant/tamper-resistant rated GFCI	60	3	10	*	11-3/4	6-1/2	4-1/2
B222-60NFNA	60 amp, switch	60	—	10	*	8-3/4	5-3/8	3-5/8

\* Upstream overcurrent protective device (OPCD) not to exceed 60 A.

For 30 and 60 amp pullout replacement handles, order catalog number 96-3258-4.

## Recommended Bussmann series fuses

Fuse class	Catalog symbol	Operation	Available amps	Data sheet no.
<b>H</b>	NON-(amp)	One time, general purpose	1/8 to 60	1030
	FRN-R-(amp)		1/10 to 60	1019
<b>R</b>	LPN-RK-(amp)SP (non-indicating)	Dual element, time-delay	1/10 to 60	1003
	LPN-RK-(amp)SPI (indicating)		35 to 60	1003

The only controlled copy of this data sheet is the electronic read-only version located on the Eaton network drive. All other copies of this document are by definition uncontrolled. This bulletin is intended to clearly present comprehensive product data and provide technical information that will help the end user with design applications. Eaton reserves the right, without notice, to change design or construction of any products and to discontinue or limit distribution of any products. Eaton also reserves the right to change or update, without notice, any technical information contained in this bulletin. Once a product has been selected, it should be tested by the user in all possible applications.

**Eaton**  
1000 Eaton Boulevard  
Cleveland, OH 44122  
Eaton.com

Bussmann Division  
114 Old State Road  
Ellisville, MO 63021  
United States  
Eaton.com/bussmannseries

© 2017 Eaton  
All Rights Reserved  
Printed in USA  
Publication No. 1143 — BU-SB04150  
June 2017

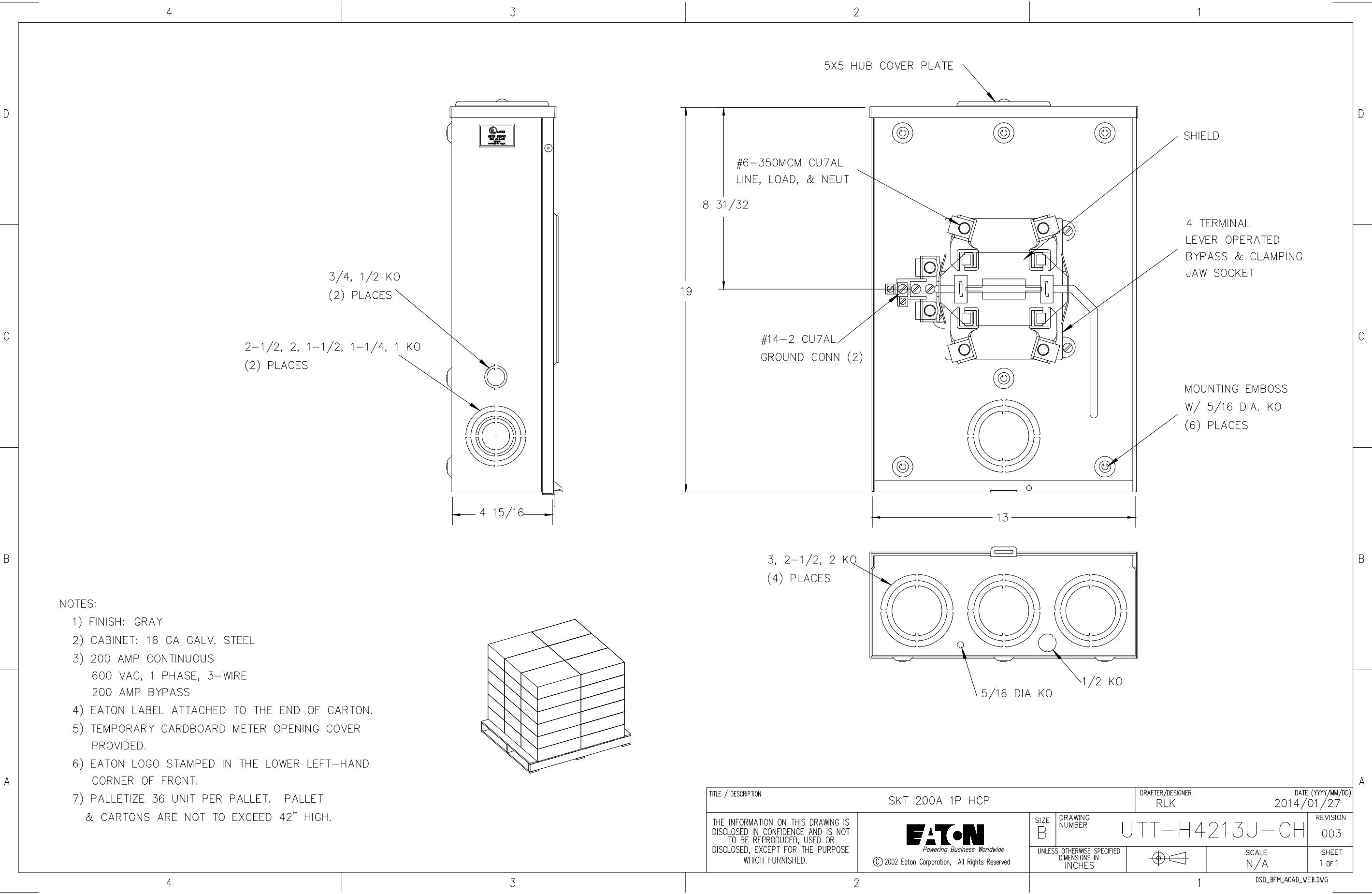
Eaton and Bussmann are valuable trademarks of Eaton in the U.S. and other countries. You are not permitted to use the Eaton trademarks without prior written consent of Eaton.



NEC is a registered trademark of the National Fire Protection Association, Inc.  
UL is a registered trademark of the Underwriters Laboratories, Inc.

For Eaton's Bussmann series product information, call **1-855-287-7626** or visit: **Eaton.com/bussmannseries**

Follow us on social media to get the latest product and support information.





TITLE / DESCRIPTION		SKT 200A 1P HCP		DRAFTER/DESIGNER		DATE (YYYY/MM/DD)	
				RLK		2014/01/27	
THE INFORMATION ON THIS DRAWING IS DISCLOSED IN CONFIDENCE AND IS NOT TO BE REPRODUCED, USED OR DISCLOSED, EXCEPT FOR THE PURPOSE WHICH FURNISHED.		 Powering Business Worldwide © 2002 Eaton Corporation, All Rights Reserved		SIZE	DRAWING NUMBER	REVISION	
				B	UTT-H4213U-CH	003	
		UNLESS OTHERWISE SPECIFIED DIMENSIONS IN INCHES				SCALE	SHEET
				N/A		1 OF 1	