PIN NO	Dimension			
	A	B	C	D
4	5.40	1.50	2.55	3.45
5	5.90	2.00	3.05	3.95
6	6.40	2.50	3.55	4.45
7	6.90	3.00	4.05	4.95
8	7.40	3.50	4.55	5.45
9	7.90	4.00	5.05	5.95
10	8.40	4.50	5.55	6.45
11	8.90	5.00	6.05	6.95
12	9.40	5.50	6.55	7.45
13	9.90	6.00	7.05	7.95
14	10.40	6.50	7.55	8.45
15	10.90	7.00	8.05	8.95
16	11.40	7.50	8.55	9.45
17	11.90	8.00	9.05	9.95
18	12.40	8.50	9.55	10.45
19	12.90	9.00	10.05	10.95
20	13.40	9.50	10.55	11.45
21	13.90	10.00	11.05	12.95
22	14.40	10.50	11.55	12.45
23	14.90	11.00	12.05	12.95
24	15.40	11.50	12.55	13.45
25	15.90	12.00	13.05	13.95
26	16.40	12.50	13.55	14.45
27	16.90	13.00	14.05	14.95
28	17.40	13.50	14.55	15.45
29	17.90	14.00	15.05	15.95
30	18.40	14.50	15.55	16.45
31	18.90	15.00	16.05	16.95
32	19.40	15.50	16.55	17.45
33	19.90	16.00	17.05	17.95
34	20.40	16.50	17.55	18.45
35	20.90	17.00	18.05	18.95
36	21.40	17.50	18.55	19.45
37	21.90	18.00	19.05	19.95
38	22.40	18.50	19.55	20.45
39	22.90	19.00	20.05	20.95
40	23.40	19.50	20.55	21.45
41	23.90	20.00	21.05	21.95
42	24.40	20.50	21.55	22.45
43	24.90	21.00	22.05	22.95
44	25.40	21.50	22.55	23.45
45	25.90	22.00	23.05	23.95
46	26.40	22.50	23.55	24.45
47	26.90	23.00	24.05	24.95
48	27.40	23.50	24.55	25.45
49	27.90	24.00	25.05	25.95
50	28.40	24.50	25.55	26.45
51	28.90	25.00	26.05	26.95
52	29.40	25.50	26.55	27.45
53	29.90	26.00	27.05	27.95
54	30.40	26.50	27.55	28.45
55	30.90	27.00	28.05	28.95
56	31.40	27.50	28.55	29.45
57	31.90	28.00	29.05	29.95
58	32.40	28.50	29.55	30.45
59	32.90	29.00	30.05	30.95
60	33.40	29.50	30.55	31.45
61	33.90	30.00	31.05	31.95

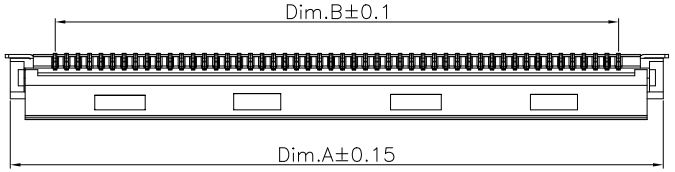

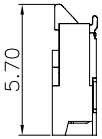

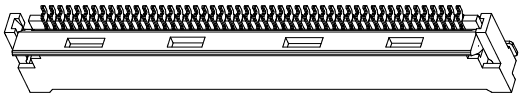

Specifications:
Current Rating:0.2A AC/DC
Voltage Rating:30V AC/DC
Operating Temperature Range:−55°C~+85°C

Material and Finish
Insulator:High Temp. Plastic (LCP UL94V−0)
Actuator:High Temp. Plastic (LCP UL94V−0)
Contact:Copper Alloy
Plating:Gold/Matte Tin Plated
LEG:Copper Alloy
Plating:Matte Tin Plated
Packing:1500Pcs/Reel

How To Order
1229−XXX−04D−TR
- TR: Tape & Reel
- 04D: Dual Contact
- XXX: Blank Matte Tin Plated; G:Gold Plated
- 1229: No. Of Contacts

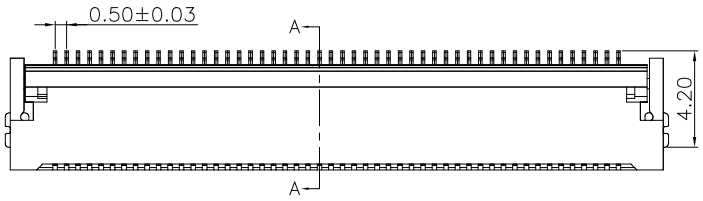

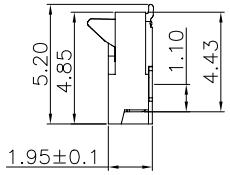

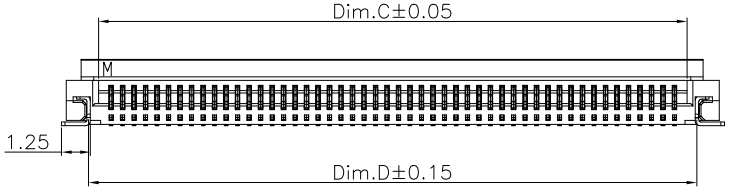

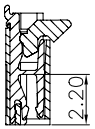

SECTION A−A

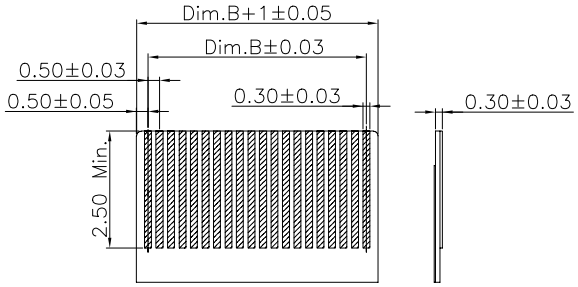

APPLICABLE FPC

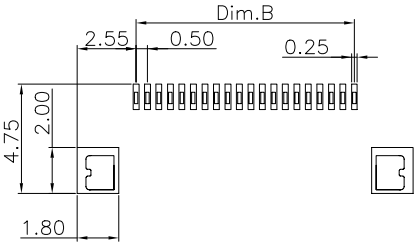

FPC/FFC INSERT DIRECTION
RECOMMENDED P.C.B LAYOUT

RoHS Compliant

REV	DATE	FILE	BY
F			
E			
D			
C			
B			
A	18−Sep−2017	(PC0627)	Andrew

DRAWN: Andrew
CHECKED: Bill He
APPROVAL: Norman

GENERAL TOLERANCE:
.X=±0.20
.XX=±0.15

UNIT: MM
SCALE: 1:1
SHEET: 1/1
PROJECTION:

Neltron Industrial Co., Ltd.

DESCRIPTION: 0.5MM FPC Dual Contact Flip Lock Type

PART NO: 1229−XXX−04D−TR

SIZE: A4