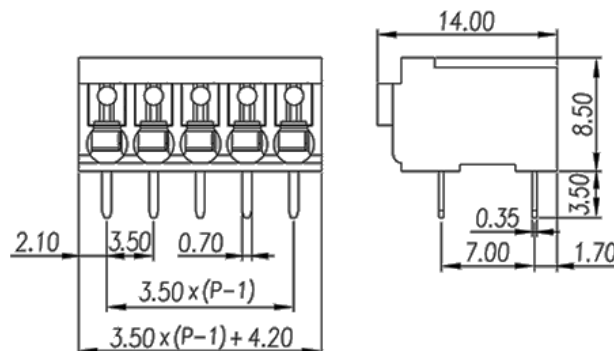



0138-51XX

PCB Terminal Blocks > PCB Terminal Blocks

Date:2017-07-20Version:1.1



The web catalog is for reference only. Dinkle remains the right of product modification and engineering change of the design. The final product is made according to engineering drawing.

Product Description

Pitch : 3.50 mm , 150V, 5A

General information

Short description	PCB Terminal Blocks , Push-in design
Pitch (mm)	3.5
Color	Black(default)
Connection method	Push-in design
Type of locking	Without
Soldering method	Wave soldering
Length (mm)	$3.50 \times (P-1) + 4.20$
Width (mm)	8.5
Height (mm)	14
Pin demensions (Thickness x Width)(mm)	0.35x0.7
PCB hole diameter (mm)	$\varnothing 1.0 \sim \varnothing 1.1$
Level	Single level

Material information

Insulation material	PA+GF
Insulation material group	I

Flame retardant rating , compliant with UL94	V0
Conductor material	Copper Alloy
Plating of conductor surface	Tinned

Connection data-IEC

Rated voltage (V)	160
Rated current (A)	17.5
Rated voltage (II/2)(V)	320
Rated voltage (III/2) (V)	160
Rated voltage (III/3)(V)	160
Rated impulse voltage (II/2)(KV)	2.5
Rated impulse voltage (III/2)(KV)	2.5
Rated impulse voltage (III/3)(KV)	2.5
Conductor cross section solid. min (mm ²)	0.14
Conductor cross section solid.max (mm ²)	1.5
Conductor cross section stranded. min (mm ²)	0.14
Conductor cross section stranded. max (mm ²)	1.5
Conductor cross section flexible, with max ferrule without plastic sleeve (mm ²)	1
Conductor cross section flexible, with min ferrule without plastic sleeve (mm ²)	0.25
Conductor cross section flexible, with max ferrule with plastic sleeve (mm ²)	0.75
Conductor cross section flexible, with min ferrule with plastic sleeve (mm ²)	0.25
Stripping Length (mm)	9

Connection data-UL

Rated voltage (UL/CUL Group B)(V)	300
Rated current (UL/CUL Group B)(A)	12
Rated voltage (UL/CUL Group D)(V)	300
Rated current (UL/CUL Group D)(A)	12
Max. solid wire connection AWG acc. to UL/CUL	20
Min. solid wire connection (AWG) acc. to UL/CUL	28
Max. stranded wire connection AWG acc. to UL/CUL	20
Min. stranded wire connection AWG acc. to UL/CUL	28

Environment & Safety

Back of the hand protection (YES or NO)	NO
Finger protection (YES or NO)	YES
Operating temperature. max (°C)	120
Operating temperature. min (°C)	-40

UL Approvals

Wire Range (Group B)(AWG)	28~16
Rated voltage (Group B)(V)	300
Rated current (Group B)(A)	12
Wire Range (group D)(AWG)	28~20
Rated voltage (Group D)(V)	300
Rated current (Group D)(A)	12

CUL Approvals

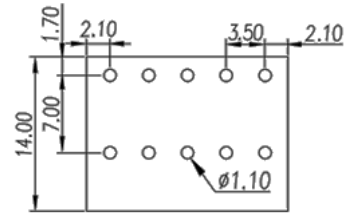
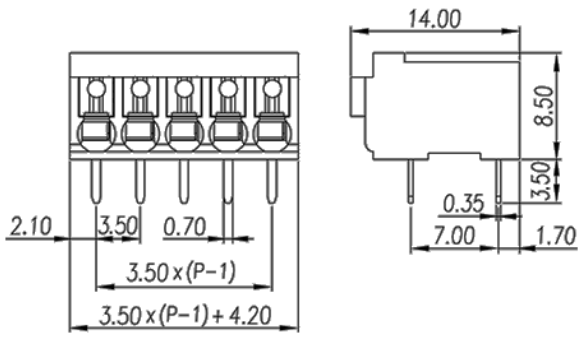
Wire Range (Group B)(AWG)	28~16
Rated voltage (Group B)(V)	300
Rated current (Group B)(A)	12
Wire Ranget (Group D)(AWG)	28~20
Rated voltage (Group D)(V)	300
Rated current (Group D)(A)	12

VDE Approvals

Wire Range (mm ²)	0.14~1.5
Rated voltage (V)	160
Rated current (A)	17.5

Drawings

--	--



Approvals

