



ARITEC ELECTRONICS CO., LTD.

安利電子有限公司

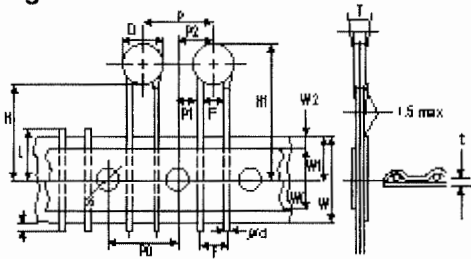
No.123/137Fifth AvenueLadkrabang.Chalongkrung.Road Lamplatiw
Ladkrabang , Bangkok 10520

Sample Data Sheet of Ceramic Disc Capacitor (Class III)

OLD SPEC

Customer Code:	AEC Code:	S104ZYFE072BF
-----------------------	------------------	----------------------

Figure:



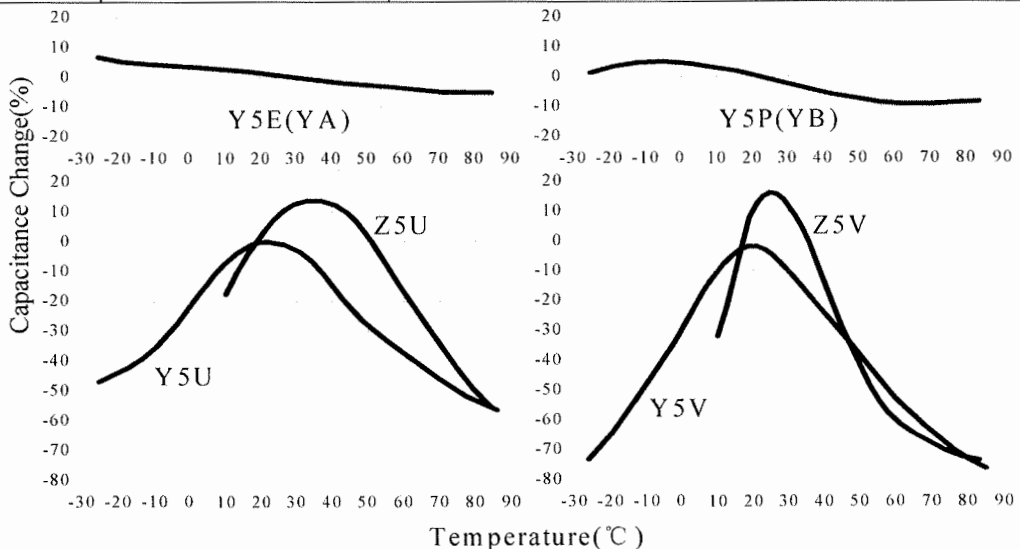
Dimension (D)	:	7.5	m/m	max.
Thickness (T)	:	3.5	m/m	max.
Lead Length (H)	:	18.0 ±1.0	m/m	
Insulation (I)	:	1.5	m/m	
Lead Space (F)	:	5.0 ±0.5	m/m	
Lead Wire (d)	:	0.5 ±0.05	m/m	

REMARK : F = RoHS

Item/Symbol		Specifications			
Instrument: HP4278A Test Frequency: 1KHz Test Voltage: 1Vrms Test Temperature: 25°C	Capacitance Range	80.00 – 180.00			nF
	Power Factor (D)	<2.5% (0.025) for YA, YB, ZE < 5% (0.05) for ZF			
Temp. Characteristics		YE <input type="checkbox"/>	YF <input checked="" type="checkbox"/>	ZE <input type="checkbox"/>	YB <input type="checkbox"/>
Rated Voltage		50V <input checked="" type="checkbox"/>	500V <input type="checkbox"/>	1KV <input type="checkbox"/>	2KV <input type="checkbox"/> KV <input type="checkbox"/>
Tolerance		±5% <input type="checkbox"/> ±10% <input type="checkbox"/> ±20% <input type="checkbox"/> +80%,-20% <input checked="" type="checkbox"/>			
Marking		F 104Z			
Insulation Resistance		10,000 MΩ minimum			
Strength of Terminal		1.5 kgs minimum			
Solder Heat		Temp. 270°C ±5°C		Dipping Time: 3±0.5 Sec.	
Solderability		Temp. 235°C ±5°C		Dipping Time: 2±0.5 Sec.	

Temp. Characteristics	Temp. Range	Max. Capacitance Change	
		JIS	EIA
YA = Y5E	-25°C to +85°C	A: ±5%	E: ±4.7%
YB = Y5P, 2B ₄	-25°C to +85°C	B: ±10%	P: ±10%
ZE = Z5U, 2E ₄	-25°C to +85°C	E: +20%, -55%	U: +22%, -56%
ZF = Z5V, 2F ₄	-25°C to +85°C	F: +30%, -80%	V: +22%, -82%

Capacitance
Temperature
Characteristics





ARITEC ELECTRONICS CO., LTD.

安利電子有限公司

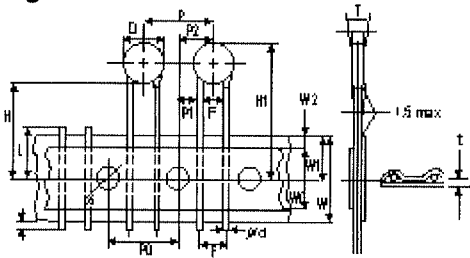
No.123/137Fifth AvenueLadkrabang.Chalongkrung.Road Lamplatiw
Ladkrabang , Bangkok 10520

Sample Data Sheet of Ceramic Disc Capacitor (Class III)

NEW SPEC

Customer Code:	AEC Code: S104ZYFE072BF
-----------------------	--------------------------------

Figure:



Dimension (D)	:	7.5	m/m	max.
Thickness (T)	:	3.5	m/m	max.
Lead Length (H)	:	18.0 ±1.0	m/m	
Insulation (I)	:	1.5	m/m	
Lead Space (F)	:	5.0 ±0.5	m/m	
Lead Wire (d)	:	0.5 ±0.05	m/m	

REMARK : F = RoHS

Item/Symbol	Specifications
Instrument: HP4278A Test Frequency: 1KHz Test Voltage: 1Vrms Test Temperature: 25°C	Capacitance Range: 80.00 – 180.00 nF
	Power Factor (D): <2.5% (0.025) for YA, YB, ZE < 5% (0.05) for ZF
Temp. Characteristics	YE <input type="checkbox"/> YF <input checked="" type="checkbox"/> ZE <input type="checkbox"/> YB <input type="checkbox"/>
Rated Voltage	50V <input checked="" type="checkbox"/> 500V <input type="checkbox"/> 1KV <input type="checkbox"/> 2KV <input type="checkbox"/> KV <input type="checkbox"/>
Tolerance	±5% <input type="checkbox"/> ±10% <input type="checkbox"/> ±20% <input type="checkbox"/> +80%, -20% <input checked="" type="checkbox"/>
Marking	104
Insulation Resistance	10,000 MΩ minimum
Strength of Terminal	1.5 kgs minimum
Solder Heat	Temp. 270°C ±5°C Dipping Time: 3±0.5 Sec.
Solderability	Temp. 235°C ±5°C Dipping Time: 2±0.5 Sec.

Temp. Characteristics	Temp. Range	Max. Capacitance Change	
		JIS	EIA
YA = Y5E	-25°C to +85°C	A: ±5%	E: ±4.7%
YB = Y5P, 2B ₄	-25°C to +85°C	B: ±10%	P: ±10%
ZE = Z5U, 2E ₄	-25°C to +85°C	E: +20%, -55%	U: +22%, -56%
ZF = Z5V, 2F ₄	-25°C to +85°C	F: +30%, -80%	V: +22%, -82%

Capacitance Temperature Characteristics

