

RML-13 Series



Product features




Rear cover: GB 12# environmental-friendly aluminum is adopted and is overall die-cast to take shape. This kind of aluminum is more environmental-friendly and durable, and has more strength and malleability than those of normal aluminum material. The arc design of the back can accelerate air convection and greatly enhance heat dissipation effect.



Diffuser plate: PS material from Japan Mitsubishi is used. The 1.5mm ultrathin diffuser plate has a light transmittance of up to 92%, and its even and gentle light diffusion can effectively reduce fatigue and create the healthy light environment.


Light guider: using Mitsubishi material, thickness 4mm, with high precision laser dot, Make the light even and comfortable, no dark space, can effectively protect the eyes.

Reflective sheeting: the Hp LCD TV backlight reflective sheeting has superstrong light reflection, with thickness of 0.25mm-0.5mm.



Rear cover: the rear cover is made of 0.8mm-thick iron, with two spraying processes of matte white and fine sand white; the spraying is uniform and the overall texture is exceptional.

Sponge cushion: PU soft polymer rubber is used; it is sealed for placing, with good elastic memory, resistance to high temperature, fireproofing and flame retardancy, which can effectively fix the optical elements inside the lamp.



Hanging board: 0.8mm-thick iron is used to punch and bend it to take shape, with excellent strength.

Driver: low-voltage constant-current intelligent IC driver is used, which is of integrated design and made of the imported PC material, with dust prevention, compression resistance and high temperature resistance.

Ambient temperature for working: -20°C-85°C



Circuit board: it is made of pure copper, with exquisite process while without cold solder, which is resistant to high temperature and has a ultra long life.




Power line: silica gel is used externally, and it has the joint lock ring design which is easy for installation and disassembly. Pure copper core line is used internally, which has a small resistance, with resistance to bend, flame retardancy, and resistance to high temperature and aging.

RML-13 Series

Applications

- Convention Center
- Hotels
- Boutiques
- Bussiness Center
- Museums
- Home
- Offices
- Hospitals
- Leisure Space. Etc



Part number system

$\frac{\text{RML-13}}{\text{X1}} - \frac{\text{SPL}}{\text{X2}} \frac{\text{R}}{\text{X3}} - \frac{\text{30W}}{\text{X4}} - \frac{\text{30K}}{\text{X5}}$

X1=Series

X2=Product type

DL=Down light

SPL=Surface-Mount Downlight

PL=Panel light

X3=Shape

R=Round type

SQ=Square type

X4=Rate Power

5W=5 Watts

8W=8 Watts

16W=16 Watts

22W=22 Watts

30W=30 Watts

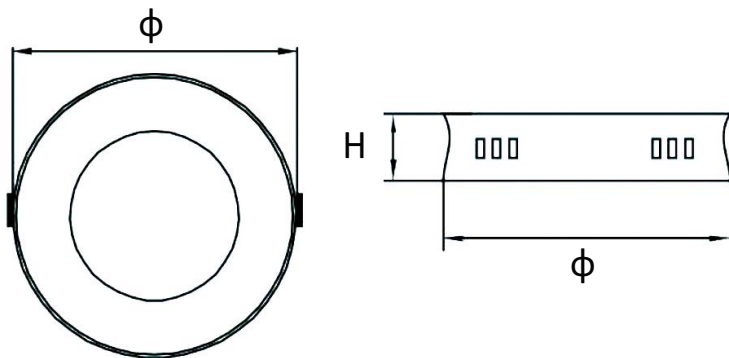
X5=Color temperature

30K=3000K

40K=4000K

65K=6500K

Dimensions



RML-13 Series

Specifications

Power factor:	≥0.9
Power-Supply Efficiency:	≥88%
Color rendering index:	RA≥75
Using Temperature:	-20°C - 50°C
View angle :	120 °

Rated Power	Part No.	Luminous Flux	Color of light	Color temperature	Current	Dimensions (φxH)	size
8W	RML-13-SPLR-8W-30K	620-650 Lm	Warm White	3000 K	300 mA / 25-45 Vdc	φ130x33 mm.	5 inch
	RML-13-SPLR-8W-40K		Neutral White	4000 K			
	RML-13-SPLR-8W-65K		Daylight	6500 K			
16W	RML-13-SPLR-16W-30K	1350-1450 Lm	Warm White	3000 K	300 mA / 40-60 Vdc	φ180x37 mm.	7 inch
	RML-13-SPLR-16W-40K		Neutral White	4000 K			
	RML-13-SPLR-16W-65K		Daylight	6500 K			
22W	RML-13-SPLR-22W-30K	1900-2100 Lm	Warm White	3000 K	300 mA / 60-75 Vdc	φ227x37 mm.	9 inch
	RML-13-SPLR-22W-40K		Neutral White	4000 K			
	RML-13-SPLR-22W-65K		Daylight	6500 K			
30W	RML-13-SPLR-30W-30K	2500-2700 Lm	Warm White	3000 K	800 mA / 37.2 Vdc	φ273x37 mm.	10.5 inch
	RML-13-SPLR-30W-40K		Neutral White	4000 K			
	RML-13-SPLR-30W-65K		Daylight	6500 K			