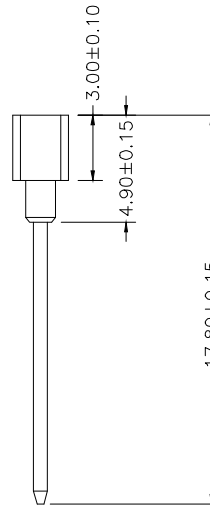
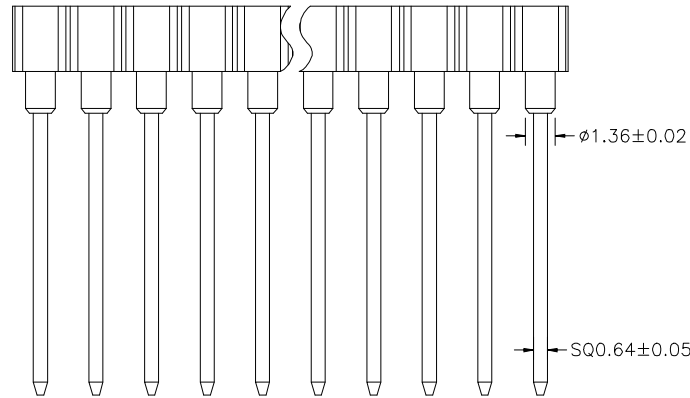
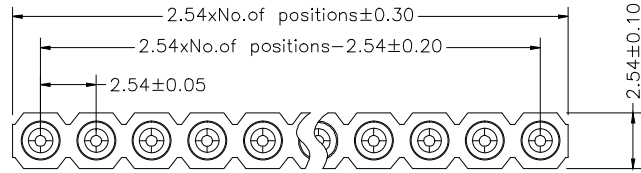


2.54mm, Female Header, Single Row, Straight



P. C. B LAYOUT

Technical Data

Material:

Pin(outer sleeve): Brass,machined CuZn38Pb2

Clip(contact 4 finger): Beryllium copper,heat treated

Plating(outer sleeve):

Tin plated:2 μ m/80 μ "Ni, 5 μ m/200 μ "Sn

Gold Plated:2 μ m/80 μ "nickelfull gold

Plating(contact): 2 μ m/80 μ " nickel, gold or Tin plated

Insulator black(housing): PPS (UL94V-0)

Electrical:

Current rating: 3Amps/contact max.

Contact resistance: $\leq 4\text{m}\Omega$ /contact

Insulation resistance: $\geq 1000\text{M}\Omega$ at V=100V

Operating voltage: 60VAC/DC

Mechanical:

Average insertion force with steel pin of

$\phi 0.43\text{mm}/0.017"$: <250g

Average withdrawal force with steel pin of

$\phi 0.43\text{mm}/0.017"$: >90g min.

Mechanical life cycle:min. 200

Operating temperatures: Gold Plated:-55°C to+105°C

Tin plated: -40°C to+105°C

Soldering temperature: +260°C,10s max

深圳市祥云飞武科技有限公司

Shenzhen City Xiangyunfeiwu Technology Co., Ltd

未 注 公 差	X: ± 0.35	品名规格	FH2.54 单排圆PIN排母 L=17.8mm 180度			
	X.X: ± 0.25		客户品号			
	X.XX: ± 0.20					
	X.XXX: ± 0.15					
Size:A4	UNIT:mm	版本	制图	审核	核准	日期
Scale:1:1		A/0	易红	王笑		2008-6-28