





**Mushroom actuator, RMQ-Titan, Mushroom, momentary, Mushroom green, green, Blank, Bezel: titanium**

**Part no.** M22-DP-G  
**Catalog No.** 216716  
**Alternate Catalog No.** M22-DP-GQ  
**EL-Nummer (Norway)** 4355329



## Delivery program

|                            |   |    |  |
|----------------------------|---|----|--|
| Product range              |   |    | RMQ-Titan  |
| Basic function             |   |    | Mushroom-headed pushbutton   |
| Mounting hole diameter     | Ø | mm | 22.5   |
| Single unit/Complete unit  |   |    | Single unit  |
| Design                     |   |    | Mushroom   |
|                            |   |    | momentary  |
| <b>Colour</b>              |   |    |  |
| Mushroom                   |   |    | green  |
| Mushroom colour            |   |    |    |
| <b>Button plate</b>        |   |    |  |
| button plate               |   |    | green  |
| Button plate               |   |    |  |
|                            |   |    | Blank  |
| Degree of Protection       |   |    | IP66, IP67, IP69   |
| Front ring                 |   |    | Bezel: titanium  |
| Connection to SmartWire-DT |   |    | yes<br>with SWD-RMQ connections  |
| Function                   |   |    | momentary  |

## Technical data

### General

|                             |              |                   |  |
|-----------------------------|--------------|-------------------|--|
| Standards                   |              |                   | IEC/EN 60947<br>VDE 0660   |
| Lifespan, mechanical        | Operations   | x 10 <sup>6</sup> | > 5  |
| Operating frequency         | Operations/h |                   | ≤ 3600   |
| Actuating force             |              | n                 | ≤ 5  |
| Climatic proofing           |              |                   | Damp heat, constant, to IEC 60068-2-78<br>Damp heat, cyclic, to IEC 60068-2-30 |
| Degree of Protection        |              |                   | IP66, IP67, IP69   |
| Ambient temperature         |              |                   |  |
| Open                        |              | °C                | -25 - +70  |
| Storage                     |              | °C                | - 40 - + 80  |
| Mounting position           |              |                   | As required  |
| Mechanical shock resistance |              | g                 | 30<br>Shock duration 11 ms<br>Sinusoidal<br>according to IEC 60068-2-27        |
| shipping classification     |              |                   | DNV  |

|  |  |  |  |
|--|--|--|--|
|  |  |  | GL<br>LR   |
|  |  |  |    |

## Design verification as per IEC/EN 61439

|  |            |    |  |
|--|------------|----|--|
| Technical data for design verification   |            |    |  |
| Rated operational current for specified heat dissipation   | $I_n$      | A  | 0  |
| Heat dissipation per pole, current-dependent   | $P_{vid}$  | W  | 0  |
| Equipment heat dissipation, current-dependent  | $P_{vid}$  | W  | 0  |
| Static heat dissipation, non-current-dependent   | $P_{vs}$   | W  | 0  |
| Heat dissipation capacity  | $P_{diss}$ | W  | 0  |
| Operating ambient temperature min.   |            | °C | -25  |
| Operating ambient temperature max.   |            | °C | 70   |
| IEC/EN 61439 design verification   |            |    |  |
| 10.2 Strength of materials and parts   |            |    |  |
| 10.2.2 Corrosion resistance  |            |    | Meets the product standard's requirements.   |
| 10.2.3.1 Verification of thermal stability of enclosures   |            |    | Meets the product standard's requirements.   |
| 10.2.3.2 Verification of resistance of insulating materials to normal heat   |            |    | Meets the product standard's requirements.   |
| 10.2.3.3 Verification of resistance of insulating materials to abnormal heat and fire due to internal electric effects |            |    | Meets the product standard's requirements.   |
| 10.2.4 Resistance to ultra-violet (UV) radiation   |            |    | Please enquire   |
| 10.2.5 Lifting   |            |    | Does not apply, since the entire switchgear needs to be evaluated.                                       |
| 10.2.6 Mechanical impact   |            |    | Does not apply, since the entire switchgear needs to be evaluated.                                       |
| 10.2.7 Inscriptions  |            |    | Meets the product standard's requirements.   |
| 10.3 Degree of protection of ASSEMBLIES  |            |    | Does not apply, since the entire switchgear needs to be evaluated.                                       |
| 10.4 Clearances and creepage distances   |            |    | Meets the product standard's requirements.   |
| 10.5 Protection against electric shock   |            |    | Does not apply, since the entire switchgear needs to be evaluated.                                       |
| 10.6 Incorporation of switching devices and components   |            |    | Does not apply, since the entire switchgear needs to be evaluated.                                       |
| 10.7 Internal electrical circuits and connections  |            |    | Is the panel builder's responsibility.   |
| 10.8 Connections for external conductors   |            |    | Is the panel builder's responsibility.   |
| 10.9 Insulation properties   |            |    |  |
| 10.9.2 Power-frequency electric strength   |            |    | Is the panel builder's responsibility.   |
| 10.9.3 Impulse withstand voltage   |            |    | Is the panel builder's responsibility.   |
| 10.9.4 Testing of enclosures made of insulating material   |            |    | Is the panel builder's responsibility.   |
| 10.10 Temperature rise   |            |    | Not applicable.  |
| 10.11 Short-circuit rating   |            |    | Is the panel builder's responsibility. The specifications for the switchgear must be observed.           |
| 10.12 Electromagnetic compatibility  |            |    | Is the panel builder's responsibility. The specifications for the switchgear must be observed.           |
| 10.13 Mechanical function  |            |    | The device meets the requirements, provided the information in the instruction leaflet (IL) is observed. |

## Technical data ETIM 8.0

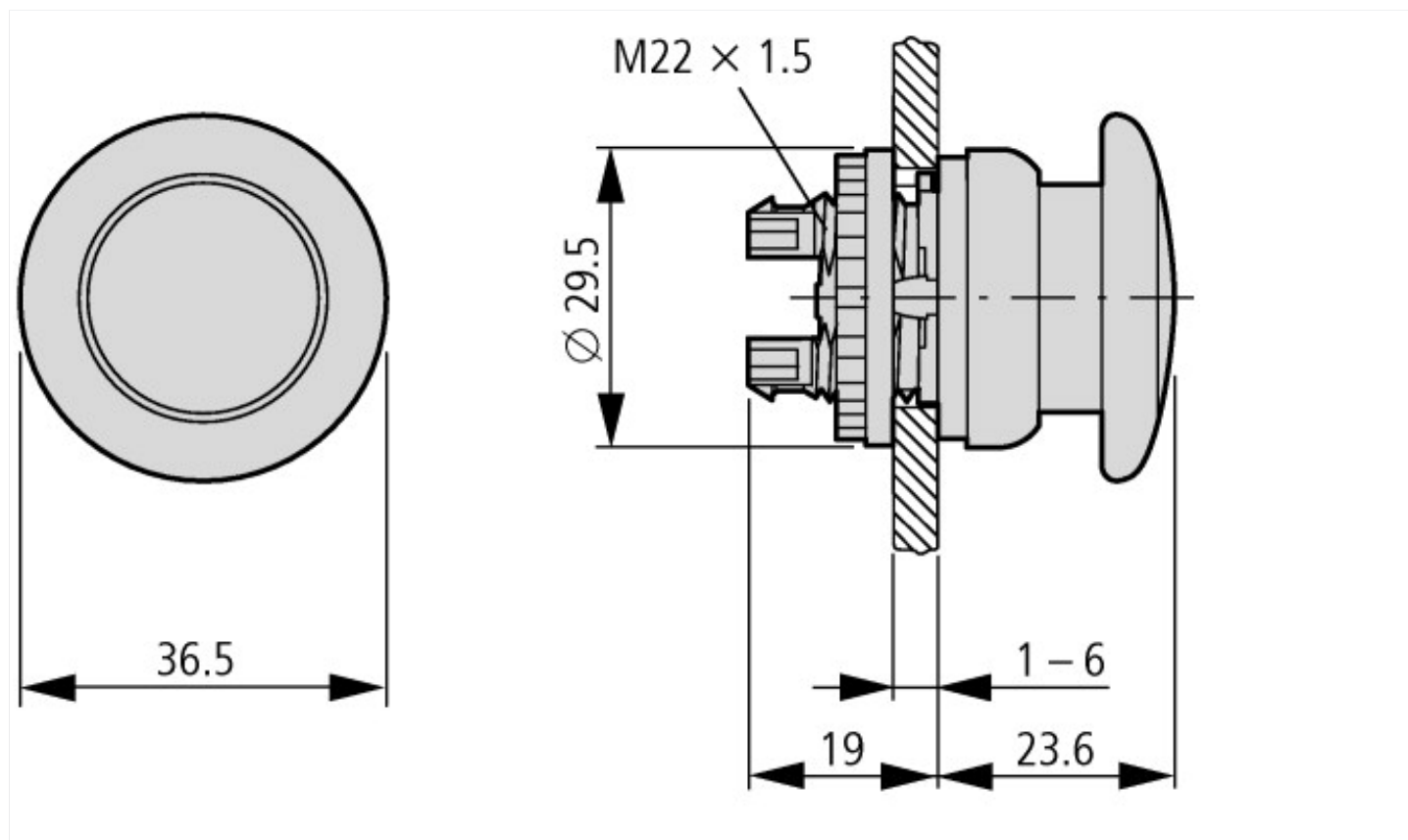
|  |  |    |       |
|--|--|----|-------|
| Low-voltage industrial components (EG000017) / Front element for mushroom push-button (EC001038)   |  |    |       |
| Electric engineering, automation, process control engineering / Low-voltage switch technology / Command and alarm device / Front element for mushroom push-button actuators (ecI@ss10.0.1-27-37-12-12 [AKF030014]) |  |    |       |
| Colour button  |  |    | Green |
| Construction type lens   |  |    | Round |
| Diameter cap   |  | mm | 36.5  |
| Hole diameter  |  | mm | 22.5  |
| Width opening  |  | mm | 0     |

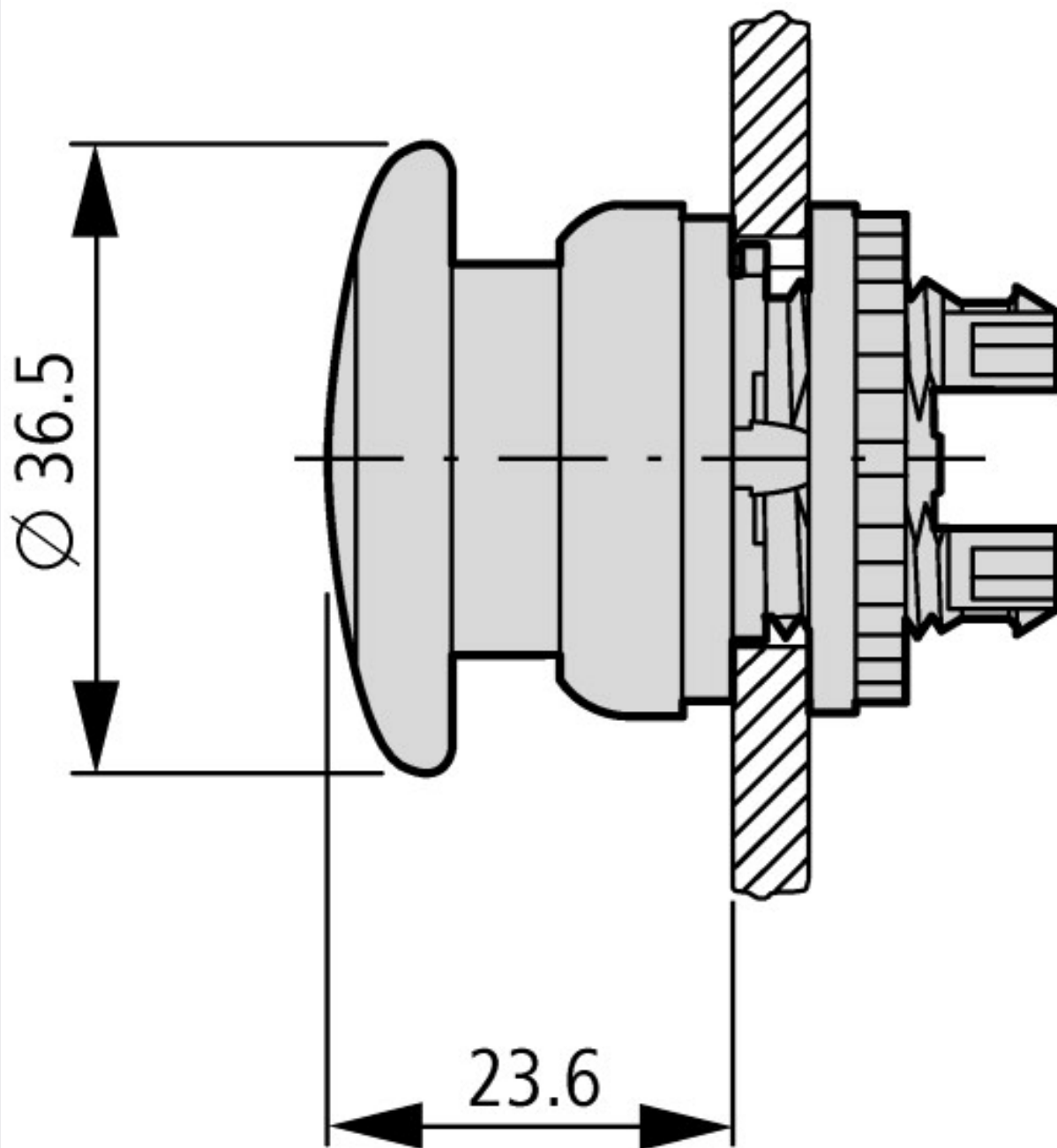
|                             |  |    |            |
|-----------------------------|--|----|------------|
| Height opening              |  | mm | 0          |
| Degree of protection (IP)   |  |    | IP67/IP69K |
| Degree of protection (NEMA) |  |    | 4X, 13     |
| Type of button              |  |    | Flat       |
| Suitable for illumination   |  |    | No         |
| With lighting               |  |    | No         |
| Supply voltage lamp         |  | V  | 0          |
| Switching function latching |  |    | No         |
| Spring-return               |  |    | Yes        |
| With front ring             |  |    | Yes        |
| Material front ring         |  |    | Plastic    |
| Colour front ring           |  |    | Chrome     |
| Suitable for emergency stop |  |    | No         |
| Unlocking method            |  |    | None       |

## Approvals

|                             |  |  |  |
|-----------------------------|--|--|--|
| Product Standards           |  |  | IEC/EN 60947-5; UL 508; CSA-C22.2 No. 14-05; CSA-C22.2 No. 94-91; CE marking |
| UL File No.                 |  |  | E29184   |
| UL Category Control No.     |  |  | NKCR   |
| CSA File No.                |  |  | 012528   |
| CSA Class No.               |  |  | 3211-03  |
| North America Certification |  |  | UL listed, CSA certified   |
| Degree of Protection        |  |  | UL/CSA Type 3R, 4X, 12, 13   |

## Dimensions





### Additional product information (links)

IL04716002Z (AWA1160-1745) RMQ-Titan System

IL04716002Z (AWA1160-1745) RMQ-Titan System

[https://es-assets.eaton.com/DOCUMENTATION/AWA\\_INSTRUCTIONS/IL04716002Z2021\\_07.pdf](https://es-assets.eaton.com/DOCUMENTATION/AWA_INSTRUCTIONS/IL04716002Z2021_07.pdf)