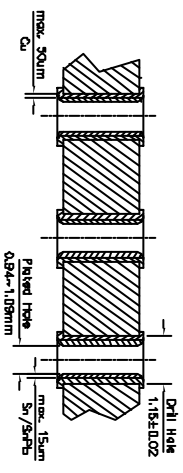
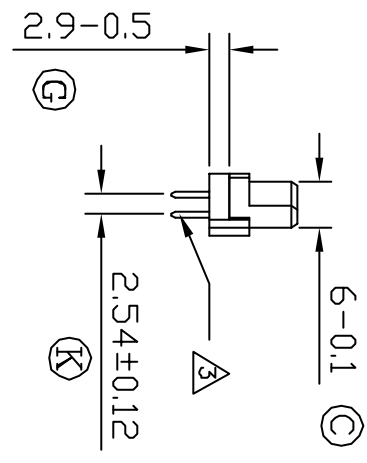
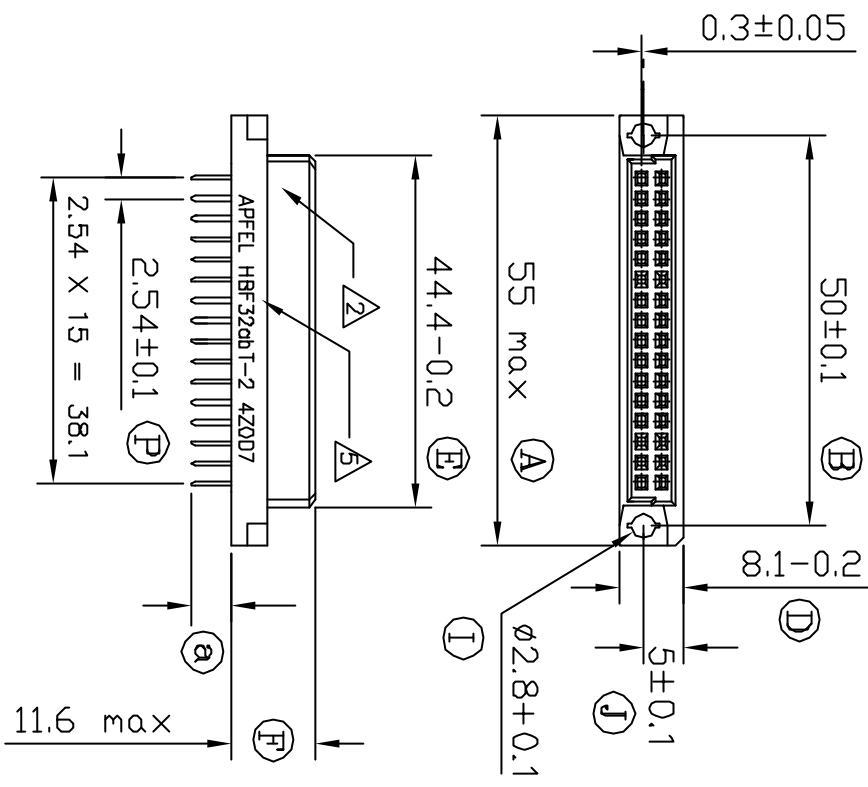


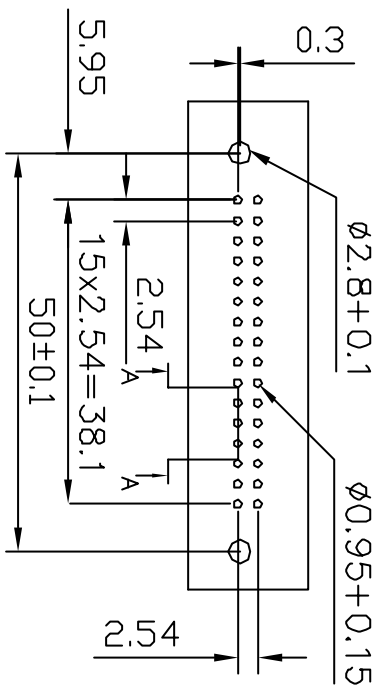
REV	DESCRIPTION OF REVISIONS	DATE	DRAWN	CHECKED
A	FIRST RELEASE	11/25/1997	ST Ling	H Shen

NOTES :

- ▲ CONNECTOR MEETS REQUIREMENT OF DIN 41812
- ▲ MATERIAL
- ▲ HOUSING : GLASS-FILLED PBT, COLOR GREY, UL 94V-0
- ▲ CONTACTS : PHOSPHOR BRONZE
- ▲ CONTACT TAIL DIMENSION (THICKNESS x WIDTH x LENGTH)
 - T : 0.3±0.02 x 0.64±0.04 x 4±0.2
 - T2.5 : 0.3±0.02 x 0.64±0.04 x 2.5±0.2
 - W5 : 0.6±0.015 x 0.6±0.03-0.05 x 5±0.2
 - W7 : 0.6±0.015 x 0.6±0.03-0.05 x 7.4±0.2
- ▲ CONTACT FINISH (OPTION IN PART NUMBER)
 - 2: 15u"(0.38um) GOLD PLATING ON MATING AREA, TIN PLATING ON TAIL AREA
 - FLASH GOLD PLATING ON NON-MATING AREA, NICKEL UNDERPLATE ALLOWER
 - BLANK : FLASH GOLD PLATING ON MATING AND NON-MATING AREA, TIN PLATING ON TAIL AREA, NICKEL UNDERPLATE ALLOWER
- ▲ CONNECTOR PRINTED WITH COMPANY NAME, PART NUMBER, AND BATCH NUMBER



RECOMMENDED HOLE SPECIFICATIONS
SECTION A-A
SCALE 6 : 1



RECOMMENDED PCB HOLE LAYOUT
COMPONENT SIDE
SCALE 1 : 1

DESCRIPTION : FEMALE, TYPE HALF B, 32 CONTACTS,
STRAIGHT SOLDER CONNECTORS
CUSTOMER DRAWING

PART NUMBER

no.1	no.4	no.5
HBFB32abT	HBFB32abW7	HBFB32abW5
no.2		
HBFB32abT2.5		
no.3		
HBFB32abW5		

APFEL

MILLIMETRES
X.XX ±0.012
X.XX ±0.05
X.X ±0.1
X ±0.25

DRAWN	UNITS	ANGLE	DRAWING NO.
ST Ling	MM	±1°	P004B.DWG
CHECKED	SCALE	REV	
H Shen	1:1	A	