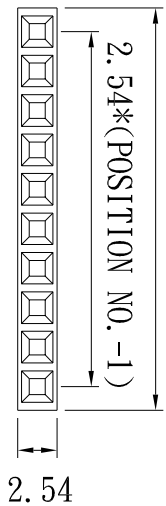


SINGLE ROW(2.54)

0.6+2.54\*POSITION NO.

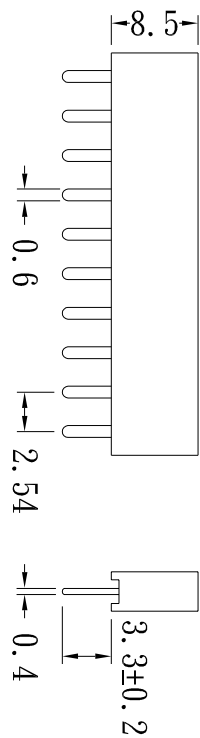

2.54\*(POSITION NO.-1)



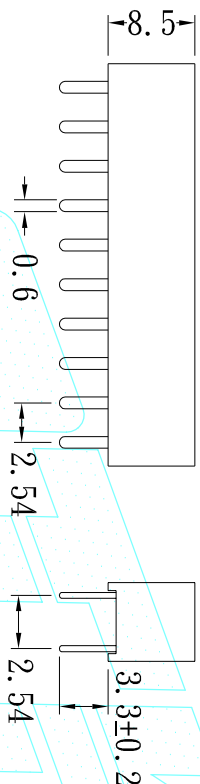
DOUBLE ROW(2.54\*2.54)

0.6+2.54\*POSITION NO.

2.54\*(POSITION NO.-1)



GTK PART\_NO=FHSS\*\*G(T)10



GTK PART\_NO=FHDS\*\*G(T)11

2.54±0.05  
1.02±0.05  
P.C. Board Layout

2.54±0.05  
2.54±0.05  
1.02±0.05  
P.C. Board Layout

NO OF CONTACT

1. SINGLE ROW : 1\*2 ~ 1\*43

2. DUAL ROW : 2\*2 ~ 2\*43

MATERIAL

INSULATOR : PBT OR PPS (UL 94V-0)

CONTACT : COPPER ALLOY

CONTACT PLATED : G--ALL GOLD PLATED

T--ALL TIN PLATED

SPECIFICATIONS

CURRENT RATING : 1AMP DC

CONTACT RESISTANCE : 30 MILLIOHM MAX

INSULATION RESISTANCE : 1000 MEGOHM MIN

DIELECTRIC VOLTAGE : 500V AC FOR ONE MINUTE

OPERATING TEMPERATURE : -40°C TO 105°C

REV	ECN NO.	DESCRIPTION	DATE
A		REDRAWN	NOV. 08. 01
B		ADD TIN PLATED	MAR. 05. 02
C		MODIFY HOUSING II	AUG. 05. 03

TOLERANCE UNLESS OTHERWISE SPECIFIED		PROJECTION		TITLE	
LINEAR	ANGLE			FEMALE HEADER PITCH 2.54MM 180°	
X. ±	X°. ±	UNITS	SCALE	PART NO.	FH*S**G(T)1*
.X ± 0.20	.X°. ±	MM		CAD NO. 1163	
.XX ± 0.15	.XX°. ±			F:\Dwm\SOC\SOC-0065	
.XXX ± 0.05	.XXX°. ±			C PART NO.	
APPD		SIZE		圖面編號:GTKSD0853-C(1)	
CHKD		A4			
DRAW	Z.				

GOLD-TEK ELECTRIC CO., LTD.

PH\*S\*\*G(T)1\*

SHEET 1 OF 1