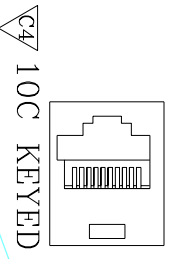
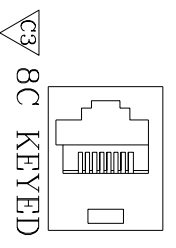
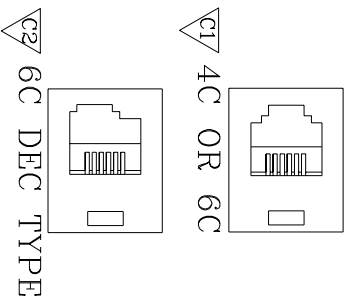


REV.	ECN NO.	DESCRIPTION	DATE
A	GTKSD0123	REDRAWN	FEB.01'02

MATERIAL:  
 1. COVER HOUSING: A.B.S  
 2. PHONEJACK HOUSING: A.B.S  
 3. CONNECTOR CONTACT: PHOSPHOR BRONZE  
 4. CONTACT PLATED: GOLD PLATED  
 5. SHELL PLATED: TIN PLATED  
 6. COLOR: GREY(STANDARD) AND BLACK



**C5** 6-WIRE SYSTEM

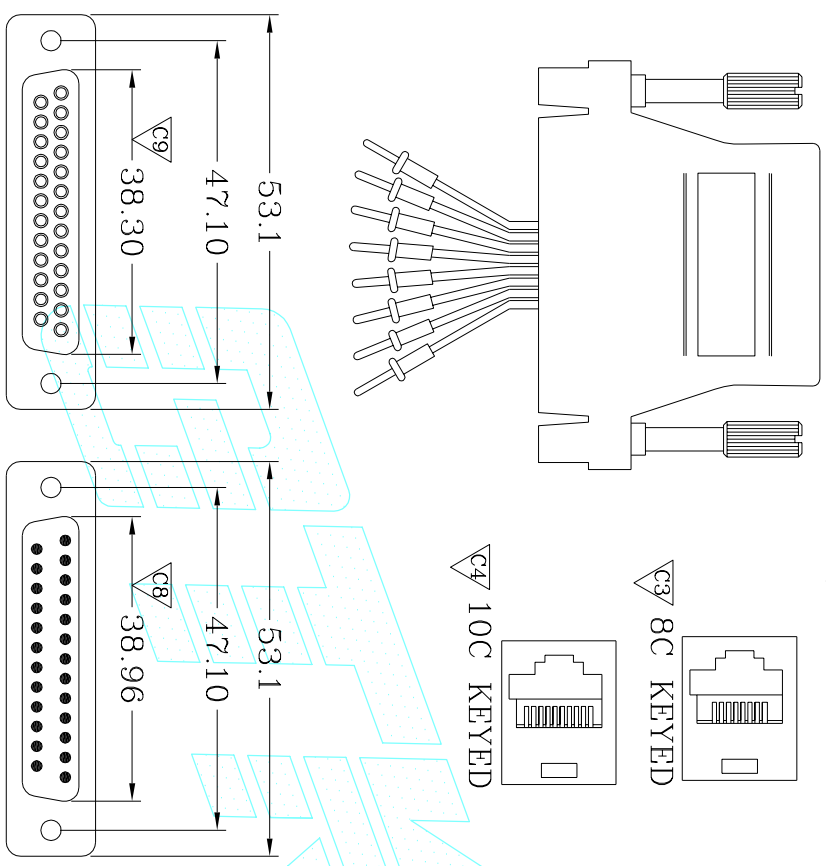
MODULAR JACK	PIN NO. COLOR
1	BLUE
2	YELLOW
3	GREEN
4	RED
5	BLACK
6	WHITE

**C6** 8-WIRE SYSTEM

MODULAR JACK	PIN NO. COLOR
1	BLUE
2	ORANGE
3	BLACK
4	RED
5	GREEN
6	YELLOW
7	BROWN
8	WHITE

**C7** 10-WIRE SYSTEM

MODULAR JACK	PIN NO. COLOR
1	WHITE
2	BLUE
3	ORANGE
4	BLACK
5	RED
6	GREEN
7	YELLOW
8	BROWN
9	GREY
10	PURPLE



FEMALE

MALE

NOTE:  
 1. DIMENSIONS MARKED **C\*** TO BE CHECKED BY GTK QC

TOLERANCE UNLESS OTHERWISE SPECIFIED

LINEAR	ANGLE	UNITS	PROJECTION
X. ±	X° ±	MM [INCH]	
X ± 0.2	X° ±		
XX ± 0.15	XX° ±	SCALE	
.XXX ± 0.05	.XXX° ±	SIZE	

**GOLD-TEK ELECTRIC CO., LTD.**

**DSUBA\*25\* (/DEC)**

PART NO. DSUBA\*25\* (/DEC)  
 CAD NO. 1147  
 F:\Drw\MP\MP-0123

TITLE: MODULAR JACK TO D-SUB ADAPTOR  
 CPART NO.

SIZE: A4

DRAW: CHANG FEB.01'2002

SHEET 1 OF 1

圖面編號:GTKSD0123-A(1)