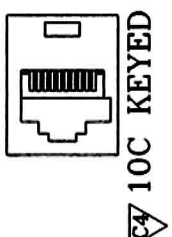
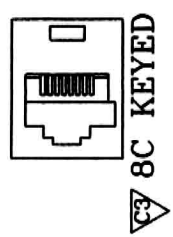
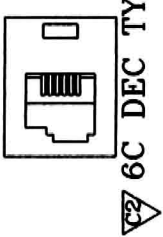
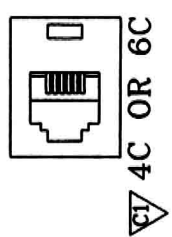
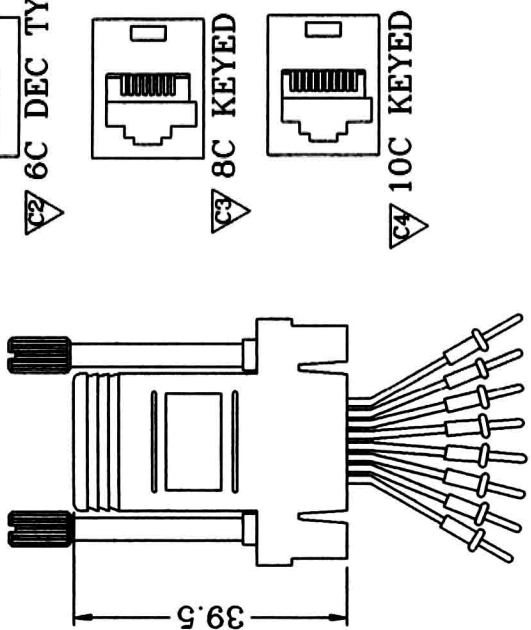
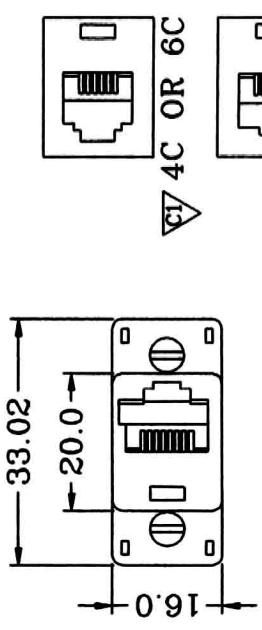


REV.	ECN NO.	DESCRIPTION	DATE
A	GTKSD0121	REDRAWN	FEB.01'02

MATERIAL:
 1. COVER HOUSING: A.B.S
 2. PHONEJACK HOUSING: A.B.S
 3. CONNECTOR CONTACT: PHOSPHOR BRONZE
 4. CONTACT PLATED: GOLD PLATED
 5. SHELL PLATED: TIN PLATED
 6. COLOR: GREY(STANDARD) AND BLACK



6-WIRE SYSTEM

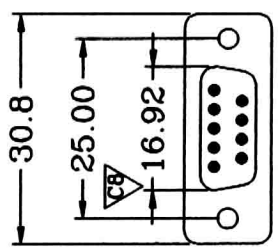
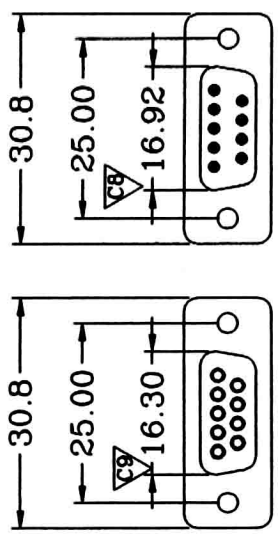
MODULAR JACK
PIN NO. COLOR
1 BLUE
2 YELLOW
3 GREEN
4 RED
5 BLACK
6 WHITE

8-WIRE SYSTEM

MODULAR JACK
PIN NO. COLOR
1 BLUE
2 ORANGE
3 BLACK
4 RED
5 GREEN
6 YELLOW
7 BROWN
8 WHITE

10-WIRE SYSTEM

MODULAR JACK
PIN NO. COLOR
1 WHITE
2 BLUE
3 ORANGE
4 BLACK
5 RED
6 GREEN
7 YELLOW
8 BROWN
9 GREY
10 PURPLE



FEMALE

MALE

NOTE:
 1. DIMENSIONS MARKED C* TO BE CHECKED BY GTK QC

TOLERANCE UNLESS OTHERWISE SPECIFIED	LINEAR	ANGLE	PROJECTION	GOLD-TEK ELECTRIC CO., LTD.
	X. ±	X' ±		
	.X ± 0.2	.X' ±	UNITS	PART NO.
	.XX ± 0.15	.XX' ±	MM [INCH]	DSUBA*09* (/DEC)
	.XXX ± 0.05	.XXX' ±	SCALE	CAD NO. I147
APPD			SIZE	F:\Drw\MP\MP-0121
CHKD			A4	SHEET
DRAW	CFRANG	FEB.01'2002		1 OF 1

圖面編號:GTKSD0121-A(1)