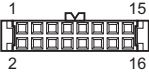
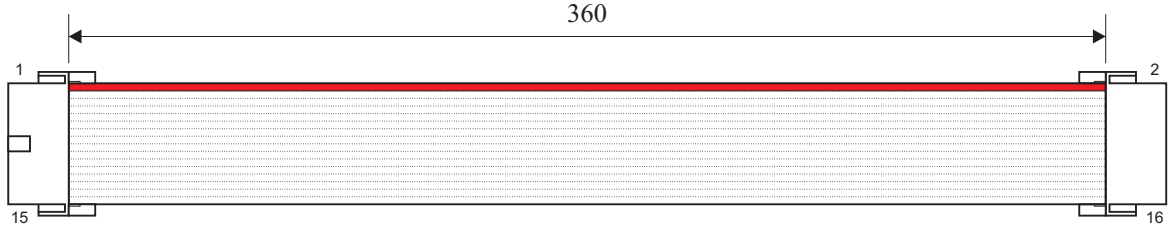


CON1

CON2

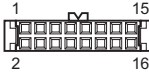


(Front View)



(Top View)

(Bottom View)



(Front View)

Terminal	Housing	Comments
CON1	2x8way 2.54mm pitch IDC connector with key and strain relief	Leotronics 5440-0116
CON2	2x8way 2.54mm pitch IDC connector with key and strain relief	Leotronics 5440-0116

Connectivity by conductor

CON1 Pin	CON2 Pin	Gauge (AWG)	Colour	Comments
1	1	-	Red	Vend1
2	2	-	-	Vend2
3	3	-	-	Vend3
4	4	-	-	Vend4
5	5	-	-	Inhibit1
6	6	-	-	Inhibit2
7	7	-	-	Inhibit3
8	8	-	-	Inhibit4
9	9	-	-	Busy
10	10	-	-	Escrow
11	11	-	-	-
12	12	-	-	-
13	13	-	-	J-TAG_CLK
14	14	-	-	J-TAG_TDO
15	15	-	-	V_IN
16	16	-	-	GND

-	-	-	-
-	-	-	-
-	-	-	-
1	-	23/03/09	A Lunsong
A	1	11/12/08	A Lunsong
ISSUE NO.	MOD NO.	DATE	MOD BY

C.A.D. GENERATED
MOD'S TO BE DONE VIA MAGNETIC MEDIA

DERKER ST. OLDHAM
ENGLAND, O11 4EQ
UNITED KINGDOM

3rd ANGLE PROJECTION.

DO NOT SCALE
IF IN DOUBT, ASK!

NOT TO SCALE

All dimensions
in mm ±2mm

TITLE Cloning cable (NV7/8/9/10)				MATERIAL -		FINISH -	
DRAWN A Lunsong		DATE 11/12/08		CHECKED -		TOOL NO. -	

All parts must be rated to at least UL94-VW1
All connector housings must be rated to UL94-V0