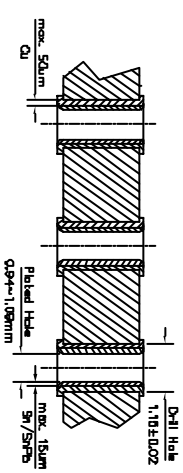
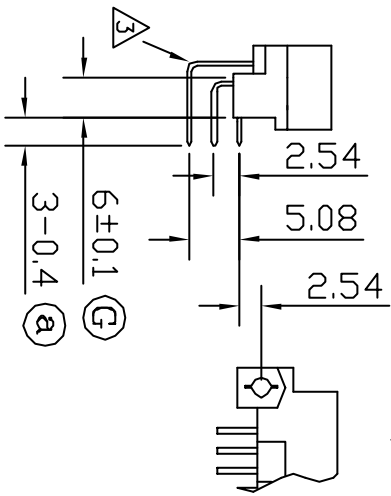


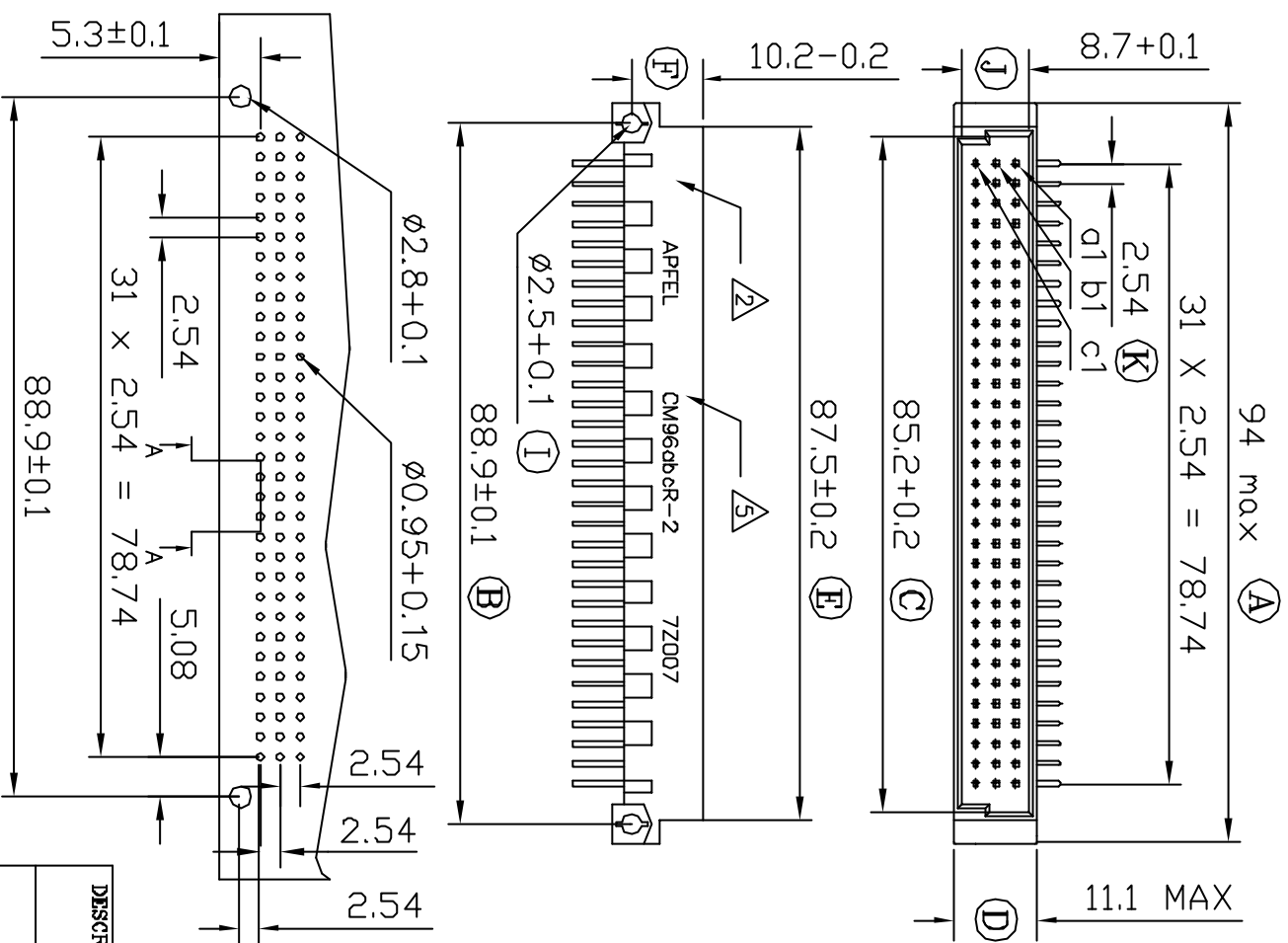
REV	DESCRIPTION OF REVISIONS	DATE	DRAWN	CHECKED
A	FIRST RELEASE	12/12/1987	ST Ling	H Shen

NOTES :

- ① CONNECTOR MEETS REQUIREMENT OF DIN 41612
- ② MATERIAL : GLASS-FILLED PBT, COLOR GREY, UL 94V-0
- ③ CONTACTS : BRASS
- ④ CONTACT TAIL DIMENSION
- THICKNESS : 0.48 ±0.03mm
- WIDTH : 0.48 ±0.03mm
- TAIL LENGTH : .3 - .04mm
- ⑤ CONTACT FINISH (OPTION IN PART NUMBER)
- 1: 30u\*(0.75um) GOLD PLATING ON MATING AREA, TIN PLATING ON TAIL AREA, FLASH GOLD PLATING ON NON-MATING AREA, NICKEL UNDERPLATE ALLOWER
- 2: 15u\*(0.38um) GOLD PLATING ON MATING, TIN PLATING ON TAIL AREA, FLASH GOLD PLATING ON NON-MATING AREA, NICKEL UNDERPLATE ALLOWER
- ⑥ BLANK: FLASH GOLD PLATING ON NON-MATING AREA, NICKEL UNDERPLATE ALLOWER, TIN PLATING ON TAIL AREA, NICKEL UNDERPLATE ALLOWER
- ⑦ CONNECTOR PRINTED WITH COMPANY NAME, PART NUMBER, AND BATCH NUMBER
- MATING SIDE LENGTH
- STANDARD : 5.05-0.25mm
- EXTENDED : 5.50±0.2/-0.05mm
- SHORT : 4.25±0.1/-0.05mm



RECOMMENDED HOLE SPECIFICATIONS  
SECTION A-A  
SCALE 6 : 1



RECOMMENDED PCB HOLE LAYOUT  
COMPONENT SIDE  
SCALE 1 : 1

DESCRIPTION : MALE TYPE C, 96/84 CONTACTS,  
RIGHT ANGLED SOLDER CONNECTORS  
CUSTOMER DRAWING

PART NUMBER

NO.1	CM96abcR-1	NO.4	CM64acr-1
NO.2	CM96abcR-2	NO.5	CM64acr-2
NO.3	CM96abcR	NO.6	CM64acr

DRAWN		APPFL		MILLIMETRES	
		STP Ling	UNIT	MM	ANGLE
CHECKED		H Shen		SCALE	
		1:1		REV	
		A		DRAWING NO.	
		FO012.DWG			