

Material:
* Contact: Brass

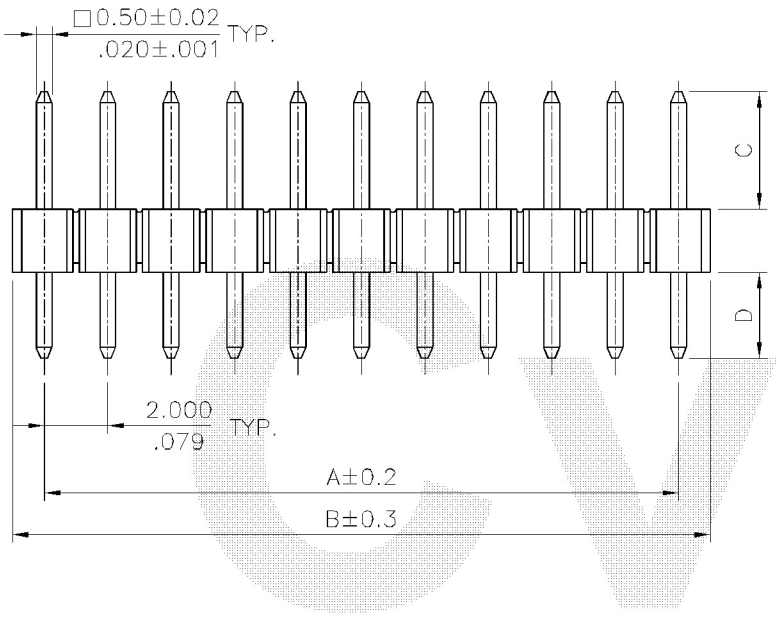

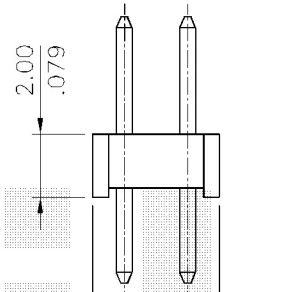

A = 2.00 * No. of Spaces
B = A + 2.0
* Available in 4 through 80 circuits

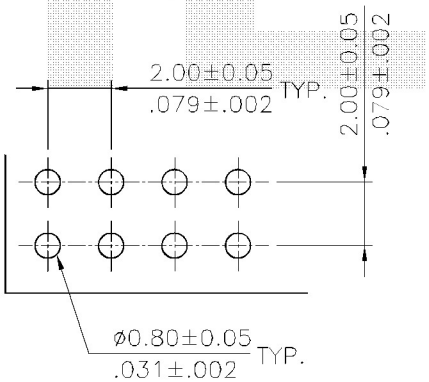

Recommended P.C. Board Layout

Ordering Code

CH71 ** * V * **
① ② ③ ④ ⑤ ⑥

① Series No.
② No. of Circuits
③ Plating Code:
1= 3.05 μm(120 μ") Min. Tin over 0.76 μm(30 μ") Nickel
2= Gold flash plated over 1.27 μm(50 μ") Nickel
3= 0.38 μm(15 μ") Gold plated over 1.27 μm(50 μ") Nickel
4= 0.76 μm(30 μ") Gold plated over 1.27 μm(50 μ") Nickel
④ V= Straight
⑤ Insulation: 1= PBT UL 94V-0, Color Black
A= Nylon 6T UL 94V-0, Color Black
⑥ Pin Length Option cord:
See Table PDF. File No. CH7101T

RoHS Compliant

SYM	NAME	DATE	REVISIONS
4			
3	Sun	1/19/06'	ECN06019
2	Casey	5/28/04'	ECN04208
1	SUN	4/09/04'	ECN04144

CVILUX.CORP 2006.01.31 ISSUED

		DATE
DRAWN BY:	Sun	1/24 06'
ENGINEER:	Eisley	1/26 06'
CHECKED BY:	David	1/27 06'
APPROVED BY:	Alex	1/27 06'

UNIT: mm / inch

TOLERANCE UNLESS OTHERWISE SPECIFIED

.X±0.30/.012	X.°±1°
.XX±0.20/.008	.X°±
.XXX±0.10/ .004	.XX°±

TITLE: 2.00MM(.079") STRAIGHT DUAL ROW BORAD MOUNT PIN HEADER

MATERIAL:

FINISH:

瀚荃股份有限公司
CviLux Corporation

DRAWING NO.	CH7101SG	PART NO.	CH71***V***
SCALE	4 / 1	SHEET 1 OF 1	

瀚荃股份有限公司
CviLux Corporation

PDF. No.
CH7101T

CH71 Series V Type Pin Length
Option Code List Table
For DWG No. : CH7101S*

Date : 2003/10/07

Option Code	Dimension		Option Code	Dimension	
	C	D		C	D
00	3.90(.154)	2.80(.110)	21		
01	6.80(.268)	3.00(.118)	22		
02	3.50(.138)	3.30(.130)	23		
03	3.50(.138)	1.80(.071)	24		
04	6.00(.236)	3.00(.118)	25		
05	12.00(.472)	3.50(.138)	26		
06	3.90(.154)	1.50(.059)	27		
07			28		
08			29		
09			30		
10			PA	3.50(.138)	2.60(.102)
11					
12					
13					
14					
15					
16					
17					
18					
19					
20					