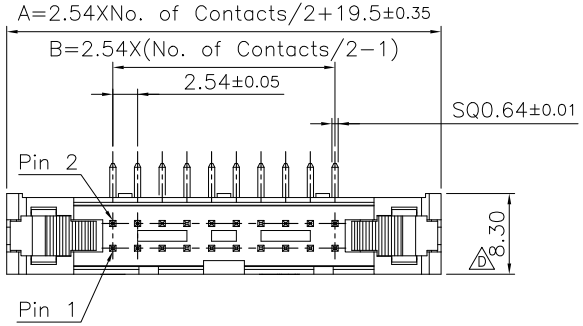

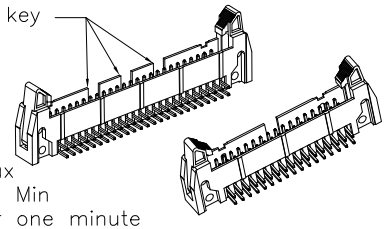

Specifications
Current Rating: 3.0A AC/DC
Voltage Rating: 250V AC/DC
Contact Resistance: 20m ohm. Max
Insulation Resistance: 1000M ohm. Min
Withstanding Voltage: 600V AC For one minute
Operating Temperature Range : −40°C to +105°C

Material:
F E Plastic: Thermoplastic (UL94V−0)
Standard Color: Black
Contact: Copper Alloy
Plating: Gold Plated

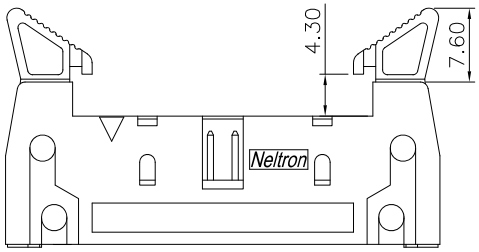

Short Ejector

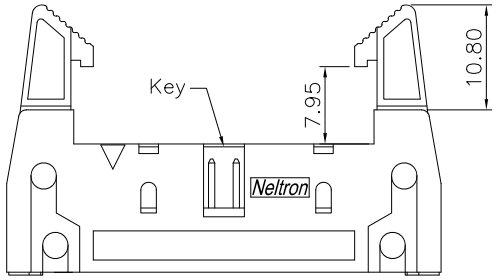

Long Ejector

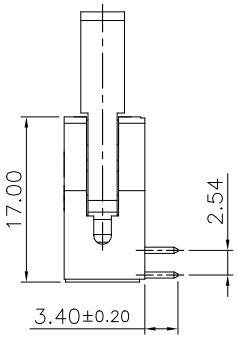

How To Order
2216R−XXG−XX−XX−XX−H−X E F

- Blank Without Neltron Logo
- P:With Neltron Logo
- Standard Color:Black
- GR:Grey
- Blank 6~40 Pin With One Key
- 1K:50~64 Pin With One Key
- 3K:60~64 Pin With Three Key
- 01:Short Ejector
- 02:Long Ejector
- B 02B:Long Ejector(B Type)
- G:Gold Plated
- No. Of Contacts
- Right Angle

Notes:
No. Of Positions 60~64 With Three Key
All Other Pin With One Key

No. of Contacts	Dim A	Dim B	No. of Contacts	Dim A	Dim B	Note
6	27.12	5.08	26	52.52	30.48	
8	29.66	7.62	30	57.60	35.56	
10	32.20	10.16	34	62.68	40.64	
12	34.74	12.70	40	70.30	48.26	
14	37.28	15.24	50	83.00	60.96	1K
16	39.82	17.78	60	95.70	73.66	1K&3K
20	44.90	22.86	64	100.78	78.74	1K&3K
24	49.98	27.94				

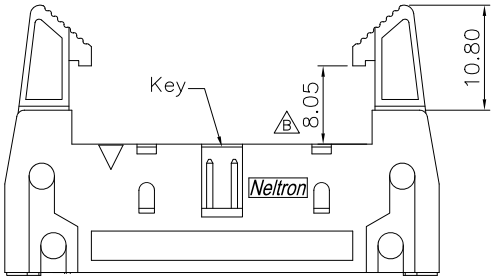

Long Ejector(B Type) B



C P.C.B Layout

RoHS Compliant

REV	DATE	FILE	BY
F	29−Aug−2023	Delete F5 Options	Lisy Liu
E	28−Dec−2022	Add F5 Options	Lucy Du
D	05−Feb−2021	D	Selin Lin
C	05−Feb−2020	Add P.C.B. Layout	Jamie Wang
B	14−Nov−2019	Add "02B" Type	Jamie Wang
A	16−Oct−2018	(P0001)	Jack Huang

DRAWN: Jack Huang
CHECKED: Jerry Chen
APPROVAL: Mike Wu

GENERAL TOLERANCE:
.X=±0.20
.XX=±0.15

UNIT: MM
SCALE: 1:1
SHEET: 1/1
PROJECTION:

Neltron Connectors **Neltron Industrial Co., Ltd.**

DESCRIPTION: 2.54mm Shrouded Header With Ejector Right Angle Type

PART NO: 2216R−XXG−XX−XX−XX−H−X E F

SIZE **A4**