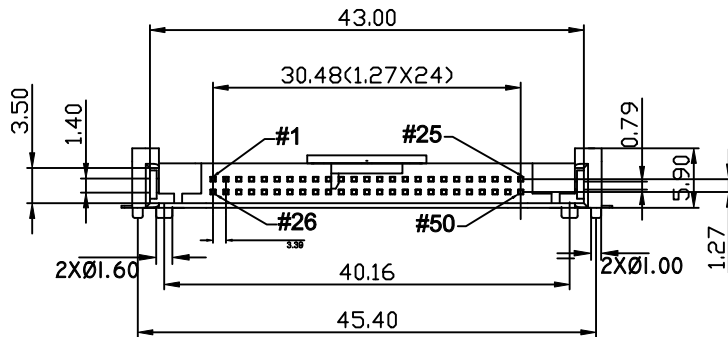
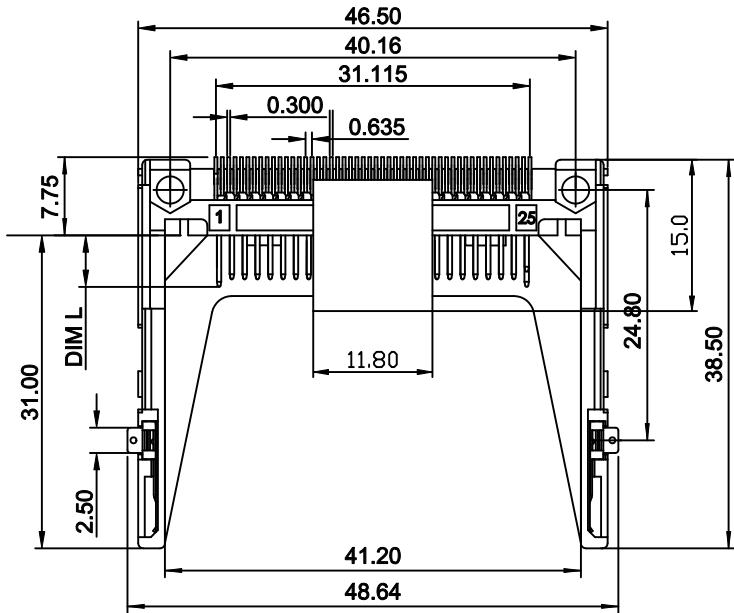


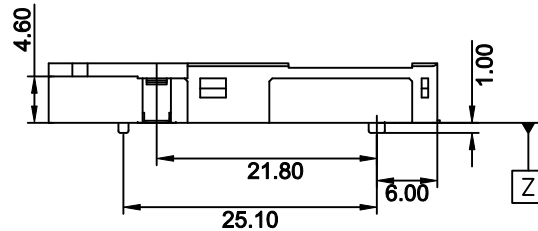
Tous droits strictement réservés. Reproduction ou communication à des tiers interdite sous quelque forme que ce soit sans autorisation écrite du propriétaire. Propriété de c FCI. Droits de reproduction FCI.



All rights strictly reserved. Reproduction or issue to third parties in any form whatever is not permitted without written authority from the proprietor. Property of FCI. Copyright FCI.



PIN NUMBER	DIM. L
25,26	3.50
ALL OTHER PINS	4.25
1, 13, 38, 50	5.00



NOTES :

- MATERIAL :
INSULATOR : HIGH TEMPERATURE THERMOPLASTIC
FLAMMABILITY RATING: UL94V-0
COLOR: IVORY
CONTACT : COPPER ALLOY
GROUND MOUNTING EAR: COPPER ALLOY
PICK-UP CAP: HIGH TEMP THERMOPLASTIC.
- PLATING :
CONTACT AREA: SELECTIVE GOLD (SEE P/N DESCRIPTION)
UNDER PLATING: 50µ" NICKEL OVERALL
SOLDER TAIL AREA: 100µ" TIN/LEAD DR 100µ" MATTE TIN
GROUND MOUNT EAR AREA: 100µ" TIN/LEAD DR 100µ" MATTE TIN
- SOLDERTAILS TO BE WITHIN 0.05 UPWARD AND 0.2 DOWNWARD FROM Z-DATUM PLACE, AND COPLANARITY OF SOLDER TAILS TO BE WITHIN 0.10mm.
- PRODUCT SPEC: GS-12-240.
- PACKAGING SPEC: GS-14-980.

mat'l. code				tolerances unless otherwise specified		CUSTOMER COPY	FCJ	
ltr	ecn no	dr	date	linear	.X ± 0.30	projection	www.fciconnect.com	
A	T05-0258	A.C.	11/21/05		.XX ± 0.20		title	
B	T06-0047	A.C.	3/07/06		.XXX ± 0.10		CF HEADER TYPE II NORMAL	
C	T08-1170	S.LIN	10/12/08	angles	0° ± 2°	 MM	S/O=0	
D	T09-1048	S.LIN	04/09/09	dr	ALLEN CHANG 2/22/05		product family CF	
				engr	ALLEN CHANG 2/22/05		code TWN	
				chr	STERLING LIN 2/22/05		size dwg no	
				appd	H.C LIOU 2/22/05	scale NA	sheet 1 of 3	
sheet index	revision sheet	D 1	D 2	D 3			cage code	

ACATD

1 | 2

3

4

1 | 2

3

4



6. Part Number Description:

P/N: 10053867-XX50XX

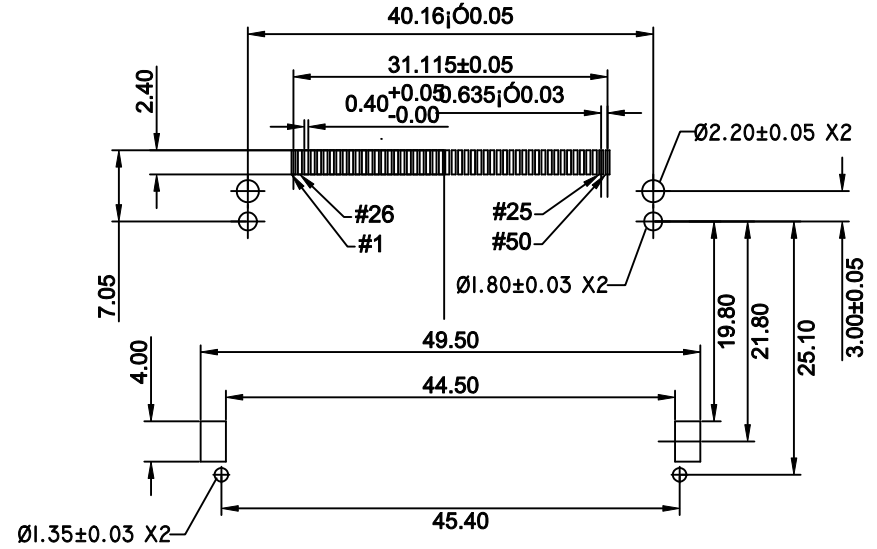
- PLATING ON SOLDER TAIL AREA:
BLANK: 100u" TIN/LEAD.
LF: 100u" MATTE TIN.
- 0: WITH PICK-UP CAP + TAPE&REEL PACKAGE.
1: WITHOUT PICK-UP CAP + TRAY PACKAGE.
2: WITH PICK-UP CAP + TRAY PACKAGE.

PIN COUNT.

KEY TYPE:
0: NORMAL TYPE

GOLD PLATING:
B: 10u" GOLD PLATE
E: 30u" GOLD PLATE

- 7. THIS PRODUCT (10053867-XXXXLF) MEETS THE EUROPEAN UNION DIRECTIVE AS DESCRIBED IN GS-22-008.
- 8. THIS PRODUCT (10053867-XXXX) MEETS THE EUROPEAN UNION DIRECTIVE AS DESCRIBED IN GS-22-008 EXCEPT FOR Pb.
- 9. THE HOUSING WILL WITHSTAND EXPOSURE TO 260°C PEAK TEMPERATURE FOR 10 SECONDS IN A CONVECTION, IR OR VAPOR PHASE REFLOW OVEN.
- 10. THE PRODUCTS WHERE THE PART NUMBER ENDS IN 'LF' MEET THE CRITERIA SHOWN IN THE NOTES 7 AND 9.



General Tolerance +/-0.05mm
Recommended PCB Pattern

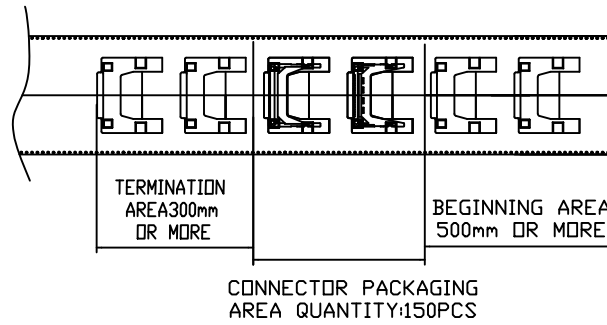
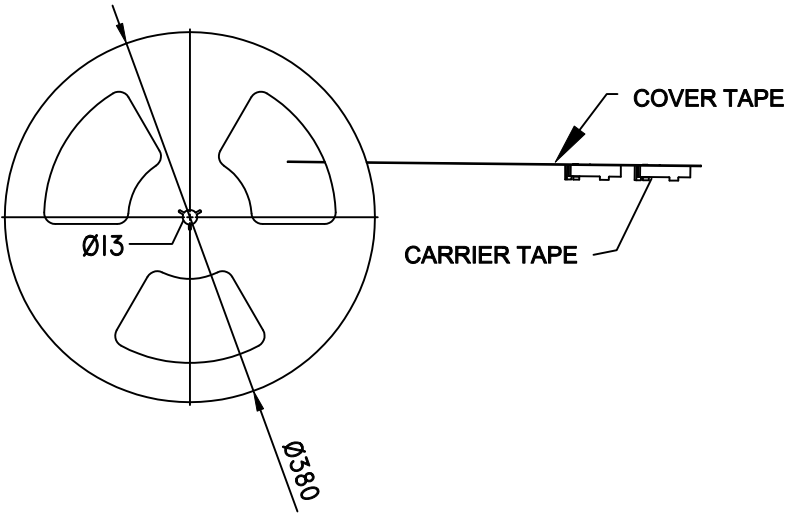
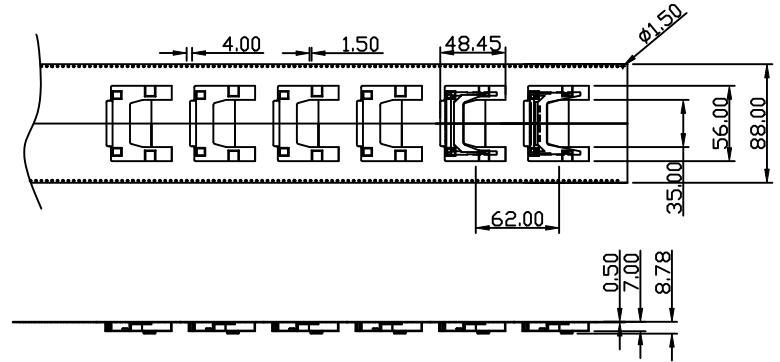
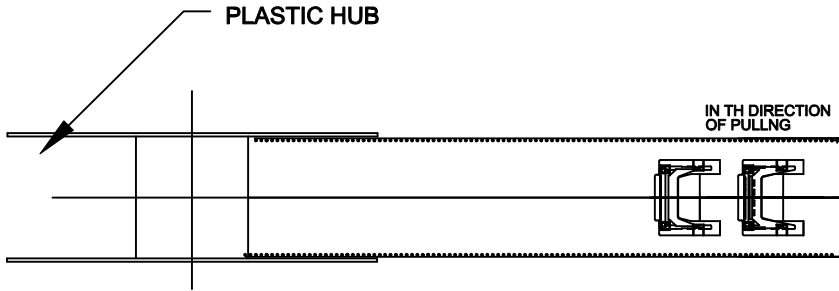
mat'l. code				tolerances unless otherwise specified				CUSTOMER COPY		 www.fciconnect.com	
ltr	ecn no	dr	date	linear	.X ± 0.30		projection		title		
A	T05-0258	A.C.	11/21/05		.XX ± 0.20				CF HEADER TYPE II NORMAL		
B	T06-0047	A.C.	3/07/06		.XXX ± 0.10				S/O=0		
C	T08-1170	S.LIN	10/12/08	angles	0° ±2°		 MM scale NA	product family		code	
D	T09-1048	S.LIN	04/09/09	dr	ALLEN CHANG	2/22/05		CF		TWN	
				enr	ALLEN CHANG	2/22/05		size	dwg no	sheet	
				chr	STERLING LIN	2/22/05		A4	10053867	2 of 3	
				appd	H.C LIOU	2/22/05					
sheet index	revision	D	D	D							
	sheet	1	2	3							



1 | 2

3

4



COMPOSITION OF PACKAGING

- NOTES:
 1.CARRIER TAPE: PS T=0.4MM
 2.COVER TAPE: PE
 3.PLASTIC HUB: PS

mat'l. code				tolerances unless otherwise specified				CUSTOMER COPY		 www.fciconnect.com	
ltr	ecn no	dr	date	linear	.X ± 0.30		projection		title		
A	T05-0258	A.C.	11/21/05		.XX ± 0.20				CF HEADER TYPE II NORMAL S/O=0		
B	T06-0047	A.C.	3/07/06		.XXX ± 0.10				product family CF		
C	T08-1170	S.LIN	10/12/08	angles	0° ± 2°				size dwg no		
D	T09-1048	S.LIN	04/09/09	dr	ALLEN CHANG	2/22/05			code		
				enr	ALLEN CHANG	2/22/05			TWN		
				chr	STERLING LIN	2/22/05			sheet		
				appd	H.C LIOU	2/22/05			3 of 3		
sheet index	revision sheet	D	D	D			scale NA		A4		
		1	2	3					10053867		
									cage code		
									4		

1 | 2

3

4